

**IN THE UNITED STATES DISTRICT COURT  
FOR THE DISTRICT OF COLUMBIA**

*National Veterans Legal Services Program v. United States of America*

No. 16-745

**DECLARATION OF BRIAN T. FITZPATRICK**

I. My background and qualifications

1. I am the Milton R. Underwood Chair in Free Enterprise and Professor of Law at Vanderbilt University in Nashville, Tennessee. I joined the Vanderbilt law faculty in 2007, after serving as the John M. Olin Fellow at New York University School of Law in 2005 and 2006. I graduated from the University of Notre Dame in 1997 and Harvard Law School in 2000. After law school, I served as a law clerk to The Honorable Diarmuid O’Scannlain on the United States Court of Appeals for the Ninth Circuit and to The Honorable Antonin Scalia on the United States Supreme Court. I also practiced law for several years in Washington, D.C., at Sidley Austin LLP. My C.V. is attached as Exhibit 1. I speak only for myself and not for Vanderbilt.

2. My teaching and research at Vanderbilt have focused on class action litigation. I teach the Civil Procedure, Federal Courts, and Complex Litigation courses. In addition, I have published a number of articles on class action litigation in such journals as the University of Pennsylvania Law Review, the Journal of Empirical Legal Studies, the Vanderbilt Law Review, the NYU Journal of Law & Business, the Fordham Law Review, and the University of Arizona Law Review. My work has been cited by numerous courts, scholars, and media outlets such as the New York Times, USA Today, and Wall Street Journal. I have also been invited to speak at symposia and other events about class action litigation, such as the ABA National Institutes on Class Actions in 2011, 2015, 2016, 2017, 2019, and 2023; the Annual Conference of the ABA’s

Litigation Section in 2021; and the ABA Annual Meeting in 2012. Since 2010, I have also served on the Executive Committee of the Litigation Practice Group of the Federalist Society for Law & Public Policy Studies. In 2015, I was elected to the membership of the American Law Institute. In 2021, I became the co-editor (with Randall Thomas) of THE CAMBRIDGE HANDBOOK ON CLASS ACTIONS: AN INTERNATIONAL SURVEY.

3. In December 2010, I published an article in the Journal of Empirical Legal Studies entitled *An Empirical Study of Class Action Settlements and Their Fee Awards*, 7 J. Empirical L. Stud. 811 (2010) (hereinafter “Empirical Study”). This article is what I believe to be the most comprehensive examination of federal class action settlements and attorneys’ fees that has ever been published. Unlike other studies of class actions, which have been confined to one subject matter or have been based on samples of cases that were not intended to be representative of the whole (such as settlements approved in published opinions), my study attempted to examine *every* class action settlement approved by a federal court over a two-year period (2006-2007). *See id.* at 812-13. As such, not only is my study an unbiased sample of settlements, but the number of settlements included in my study is also several times the number of settlements per year that has been identified in any other empirical study of class action settlements: over this two-year period, I found 688 settlements. *See id.* at 817. I presented the findings of my study at the Conference on Empirical Legal Studies at the University of Southern California School of Law in 2009, the Meeting of the Midwestern Law and Economics Association at the University of Notre Dame in 2009, and before the faculties of many law schools in 2009 and 2010. Since then, this study has

been relied upon regularly by a number of courts, scholars, and testifying experts.<sup>1</sup> I have attached this study as Exhibit 2 and will draw upon it in this declaration.

4. In addition to my empirical works, I have also published many law-and-economics papers on the incentives of attorneys and others in class action litigation. *See, e.g.*, Brian T. Fitzpatrick, *A Fiduciary Judge's Guide to Awarding Fees in Class Actions*, 89 Fordham L. Rev.

---

<sup>1</sup> *See, e.g., Silverman v. Motorola Solutions, Inc.*, 739 F.3d 956, 958 (7th Cir. 2013) (relying on article to assess fees); *Kuhr v. Mayo Clinic Jacksonville*, No. 3:19-cv-453-MMH-MCR, 2021 WL 1207878, at \*12-13 (M.D. Fla. Mar. 30, 2021) (same); *In re LIBOR-Based Fin. Instruments Antitrust Litig.*, No. 11 MD 2262 (NRB), 2020 WL 6891417, at \*3 (S.D.N.Y. Nov. 24, 2020) (same); *Shah v. Zimmer Biomet Holdings, Inc.*, No. 3:16-cv-815-PPS-MGG, 2020 WL 5627171, at \*10 (N.D. Ind. Sept. 18, 2020) (same); *In re GSE Bonds Antitrust Litig.*, No. 19-cv-1704 (JSR), 2020 WL 3250593, at \*5 (S.D.N.Y. June 16, 2020) (same); *In re Wells Fargo & Co. S'holder Derivative Litig.*, No. 16-cv-05541-JST, 2020 WL 1786159, at \*11 (N.D. Cal. Apr. 7, 2020) (same); *Arkansas Teacher Ret. Sys. v. State St. Bank & Trust Co.*, No. CV 11-10230-MLW, 2020 WL 949885, 2020 WL 949885, at \*52 (D. Mass. Feb. 27, 2020), *appeal dismissed sub nom. Arkansas Tchr. Ret. Sys. v. State St. Corp.*, No. 20-1365, 2020 WL 5793216 (1st Cir. Sept. 3, 2020) (same); *In re Equifax Inc. Customer Data Sec. Breach Litig.*, No. 1:17-MD-2800-TWT, 2020 WL 256132, at \*34 (N.D. Ga. Jan. 13, 2020) (same); *In re Transpacific Passenger Air Transp. Antitrust Litig.*, No. 3:07-cv-05634-CRB, 2019 WL 6327363, at \*4-5 (N.D. Cal. Nov. 26, 2019) (same); *Espinal v. Victor's Cafe 52nd St., Inc.*, No. 16-CV-8057 (VEC), 2019 WL 5425475, at \*2 (S.D.N.Y. Oct. 23, 2019) (same); *James v. China Grill Mgmt., Inc.*, No. 18 Civ. 455 (LGS), 2019 WL 1915298, at \*2 (S.D.N.Y. Apr. 30, 2019) (same); *Grice v. Pepsi Beverages Co.*, 363 F. Supp. 3d 401, 407 (S.D.N.Y. 2019) (same); *Alaska Elec. Pension Fund v. Bank of Am. Corp.*, No. 14-CV-7126 (JMF), 2018 WL 6250657, at \*2 (S.D.N.Y. Nov. 29, 2018) (same); *Rodman v. Safeway Inc.*, No. 11-cv-03003-JST, 2018 WL 4030558, at \*5 (N.D. Cal. Aug. 23, 2018) (same); *Little v. Washington Metro. Area Transit Auth.*, 313 F. Supp. 3d 27, 38 (D.D.C. 2018) (same); *Hillson v. Kelly Servs. Inc.*, No. 2:15-cv-10803, 2017 WL 3446596, at \*4 (E.D. Mich. Aug. 11, 2017) (same); *Good v. W. Virginia-Am. Water Co.*, No. 14-1374, 2017 WL 2884535, at \*23, \*27 (S.D.W. Va. July 6, 2017) (same); *McGreevy v. Life Alert Emergency Response, Inc.*, 258 F. Supp. 3d 380, 385 (S.D.N.Y. 2017) (same); *Brown v. Rita's Water Ice Franchise Co. LLC*, No. 15-3509, 2017 WL 1021025, at \*9 (E.D. Pa. Mar. 16, 2017) (same); *In re Credit Default Swaps Antitrust Litig.*, No. 13MD2476 (DLC), 2016 WL 2731524, at \*17 (S.D.N.Y. Apr. 26, 2016) (same); *Gehrich v. Chase Bank USA, N.A.*, 316 F.R.D. 215, 236 (N.D. Ill. 2016); *Ramah Navajo Chapter v. Jewell*, 167 F. Supp. 3d 1217, 1246 (D.N.M. 2016); *In re: Cathode Ray Tube (Crt) Antitrust Litig.*, No. 3:07-cv-5944 JST, 2016 WL 721680, at \*42 (N.D. Cal. Jan. 28, 2016) (same); *In re Pool Products Distribution Mkt. Antitrust Litig.*, No. MDL 2328, 2015 WL 4528880, at \*19-20 (E.D. La. July 27, 2015) (same); *Craftwood Lumber Co. v. Interline Brands, Inc.*, No. 11-cv-4462, 2015 WL 2147679, at \*2-4 (N.D. Ill. May 6, 2015) (same); *Craftwood Lumber Co. v. Interline Brands, Inc.*, No. 11-cv-4462, 2015 WL 1399367, at \*3-5 (N.D. Ill. Mar. 23, 2015) (same); *In re Capital One Tel. Consumer Prot. Act Litig.*, 80 F. Supp. 3d 781, 797 (N.D. Ill. 2015) (same); *In re Neurontin Marketing and Sales Practices Litig.*, 58 F.Supp.3d 167, 172 (D. Mass. 2014) (same); *Tennille v. W. Union Co.*, No. 09-cv-00938-JLK-KMT, 2014 WL 5394624, at \*4 (D. Colo. Oct. 15, 2014) (same); *In re Colgate-Palmolive Co. ERISA Litig.*, 36 F. Supp. 3d 344, 349-51 (S.D.N.Y. 2014) (same); *In re Payment Card Interchange Fee & Merchant Discount Antitrust Litig.*, 991 F. Supp. 2d 437, 444-46 & n.8 (E.D.N.Y. 2014) (same); *In re Fed. Nat'l Mortg. Association Sec., Derivative, and "ERISA" Litig.*, 4 F. Supp. 3d 94, 111-12 (D.D.C. 2013) (same); *In re Vioxx Prod. Liab. Litig.*, No. 11-1546, 2013 WL 5295707, at \*3-4 (E.D. La. Sep. 18, 2013) (same); *In re Black Farmers Discrimination Litig.*, 953 F. Supp. 2d 82, 98-99 (D.D.C. 2013) (same); *In re Se. Milk Antitrust Litig.*, No. 2:07-CV 208, 2013 WL 2155387, at \*2 (E.D. Tenn., May 17, 2013) (same); *In re Heartland Payment Sys., Inc. Customer Data Sec. Breach Litig.*, 851 F. Supp. 2d 1040, 1081 (S.D. Tex. 2012) (same); *Pavlik v. FDIC*, No. 10 C 816, 2011 WL 5184445, at \*4 (N.D. Ill. Nov. 1, 2011) (same); *In re Black Farmers Discrimination Litig.*, 856 F. Supp. 2d 1, 40 (D.D.C. 2011) (same); *In re AT & T Mobility Wireless Data Servs. Sales Tax Litig.*, 792 F. Supp. 2d 1028, 1033 (N.D. Ill. 2011) (same); *In re MetLife Demutualization Litig.*, 689 F. Supp. 2d 297, 359 (E.D.N.Y. 2010) (same).

1151 (2021) (hereinafter “*A Fiduciary Judge*”); Brian T. Fitzpatrick, *Do Class Action Lawyers Make Too Little*, 158 U. Pa. L. Rev. 2043 (2010) (hereinafter “*Class Action Lawyers*”); Brian T. Fitzpatrick, *The End of Objector Blackmail?*, 62 Vand. L. Rev. 1623 (2009). Much of this work was discussed in a book published by the University of Chicago Press entitled THE CONSERVATIVE CASE FOR CLASS ACTIONS (2019). The thesis of the book is that the so-called “private attorney general” is superior to the public attorney general in the enforcement of the rules that free markets need in order to operate effectively, and that courts should provide proper incentives to encourage such private attorney general behavior. I will also draw upon this work in this declaration.

5. I have been asked by class counsel to opine on whether the attorneys’ fees they have requested here are reasonable in light of the empirical studies and research on economic incentives in class action litigation. In order to formulate my opinion, I reviewed a number of documents; I have attached a list of these documents in Exhibit 3 (and describe there how I refer to them herein). As I explain, based on my study of settlements across the country, I believe the request here is within the range of reason.

## II. Case background

6. This is a novel lawsuit against a novel defendant. The defendant is the federal judiciary and the lawsuit alleged that the judiciary was overcharging citizens for access to electronic court records. The lawsuit was filed in 2016. It survived a motion to dismiss and class certification and then prevailed at summary judgment and before an interlocutory appeal in the Federal Circuit. In lieu of a trial on damages, the parties reached a class-wide settlement. The court certified a revised class and preliminarily approved the settlement on May 8, 2023. The parties are now asking the court to grant final approval of the settlement and class counsel is seeking a fee award.

7. The revised class includes, with minor exceptions, “all persons or entities who paid PACER fees between April 22, 2010, and May 31, 2018.” Settlement Agreement ¶ 3. The class will release the defendant from “any and all claims, known or unknown, that were brought or could have been brought . . . for purported overcharges of any kind arising from their use of PACER during the Class Period” except any for any claims now pending in *Fisher v. United States*, No. 15-1575 (Fed. Cl.). *Id.* at ¶ 13. In exchange, the defendant will pay \$125,000,000 in cash. *See id.* at ¶ 11. After deducting various transaction costs including attorneys’ fees and expenses, the balance of this money will be distributed without claim forms in the following manner: first, class members will be repaid all of their PACER fees during the class period up to \$350; then, the remaining monies will be divided *pro rata* relative to the amount of PACER fees each class member paid fees in excess of \$350. *See id.* at ¶¶ 19-22. If payments go uncashed, they will be divided evenly among check-cashing class members who paid in excess of \$350 in PACER fees during the class period; any uncashed monies thereafter will revert back to the defendant. *See id.* at ¶¶ 23-26.

8. Class counsel have now moved the court for an award of attorneys’ fees equal to roughly 19% of the cash settlement. It is my opinion that the fee request is more than reasonable in light of the empirical studies and research on economic incentives in class action litigation, especially given the novelty, complexity, and risk of the litigation; the outstanding results obtained; and the high quality and creativity of class counsel’s legal work.

### III. Percentage versus lodestar method

9. When a class action reaches settlement or judgment and no fee shifting statute is triggered and the defendant has not agreed to pay class counsel’s fees, class counsel is paid by the class members themselves pursuant to the common law of unjust enrichment. This is sometimes

called the “common fund” or “common benefit” doctrine. It requires the court to decide how much of their class action proceeds it is fair to ask class members to pay to class counsel.

10. At one time, courts that awarded fees in common fund class action cases did so using the familiar “lodestar” approach. *See* Brian T. Fitzpatrick, *Do Class Action Lawyers Make Too Little*, 158 U. Pa. L. Rev. 2043, 2051 (2010) (hereinafter “Class Action Lawyers”). Under this approach, courts awarded class counsel a fee equal to the number of hours they worked on the case (to the extent the hours were reasonable), multiplied by a reasonable hourly rate as well as by a discretionary multiplier that courts often based on the risk of non-recovery and other factors. *See id.* Over time, however, the lodestar approach fell out of favor in common fund class actions. It did so largely for two reasons. First, courts came to dislike the lodestar method because it was difficult to calculate the lodestar; courts had to review voluminous time records and the like. Second—and more importantly—courts came to dislike the lodestar method because it did not align the interests of class counsel with the interests of the class; class counsel’s recovery did not depend on how much the class recovered, but, rather, on how many hours could be spent on the case. *See id.* at 2051-52. According to my empirical study, the lodestar method is now used to award fees in only a small percentage of class action cases, usually those involving fee-shifting statutes or those where the relief is entirely or almost entirely injunctive in nature. *See* Fitzpatrick, *Empirical Study, supra*, at 832 (finding the lodestar method used in only 12% of class action settlements). The other large-scale academic study of class action fees, authored over time by Geoff Miller and the late Ted Eisenberg, agrees with my findings. *See* Theodore Eisenberg et al., *Attorneys’ Fees in Class Action Settlements: 2009-2013*, 92 N.Y.U. L. Rev. 937, 945 (2017) (“Eisenberg-Miller 2017”) (finding lodestar method used less than 7% of the time since 2009); Theodore Eisenberg & Geoffrey P. Miller, *Attorneys’ Fees and Expenses in Class Action*

*Settlements: 1993-2008*, 7 J. Empirical L. Stud. 248, 267 (2010) (“Eisenberg-Miller 2010”) (finding lodestar method used only 13.6% of the time before 2002 and less than 10% of the time thereafter and before 2009).

11. The more common method of calculating attorneys’ fees today is known as the “percentage” method. Under this approach, courts select a percentage of the settlement fund that they believe is fair to class counsel, multiply the settlement amount by that percentage, and then award class counsel the resulting product. The percentage approach has become the preferred method for awarding fees to class counsel in common fund cases precisely because it corrects the deficiencies of the lodestar method: it is less cumbersome to calculate, and, more importantly, it aligns the interests of class counsel with the interests of the class because the more the class recovers, the more class counsel recovers. *See* Fitzpatrick, *Class Action Lawyers*, *supra*, at 2052. These same reasons also drive private parties that hire lawyers on contingency—including sophisticated corporations—to use the percentage method over the lodestar method. *See, e.g.*, David L. Schwartz, *The Rise of Contingent Fee Representation in Patent Litigation*, 64 Ala. L. Rev. 335, 360 (2012); Herbert M. Kritzer, RISKS, REPUTATIONS, AND REWARDS 39-40 (1998).

12. Although for many of these reasons the lodestar method has all but been abandoned in common fund cases in the D.C. Circuit, *see Swedish Hosp. Corp. v. Shalala*, 1 F.3d 1261, 1271 (D.C. Cir. 1993) (“[W]e join . . . others . . . in concluding that a percentage-of-the-fund method is the appropriate mechanism for determining the attorney fees award in common fund cases.”), any appeals from this litigation go to the Federal Circuit and courts there still have discretion to use either the lodestar method or the percentage method, *see, e.g., Health Republic Ins. Co. v. United States*, 58 F.4th 63 1365, 1371 (2023) (“We have recognized that the Claims Court has discretion to decide what method to use.”). Nonetheless, in light of the well-recognized disadvantages of the

lodestar method and the well-recognized advantages of the percentage method, it is my opinion that the percentage method should be used whenever the value of the settlement or judgment can be reliably calculated; the lodestar method should be used only where the value cannot be reliably calculated and the percentage method is therefore not feasible or when the method is required by law, such as by a fee-shifting statute. This is not just my view, but the view of other leading class action scholars. *See* Principles of the Law of Aggregate Litigation § 3.13 (2010) (cmt. b) (“Although many courts in common-fund cases permit use of either a percentage-of-the-fund approach or a lodestar . . . most courts and commentators now believe that the percentage method is superior.”). Because this settlement consists of all cash, in my opinion the percentage method should be used here. I will therefore proceed under that method.

#### IV. Selecting the percentage

13. Courts usually examine a number of factors to select the right percentage under the percentage method. *See* Fitzpatrick, *Empirical Study, supra*, at 832. Neither the D.C. Circuit nor the Federal Circuit has “enumerated what facts must be considered when this method is used,” but the Federal Circuit has cited the following factors that are commonly used by the Claims Court: “(1) the quality of counsel; (2) the complexity and duration of the litigation; (3) the risk of nonrecovery; (4) the fee that likely would have been negotiated between private parties in similar cases; (5) any class members' objections to the settlement terms or fees requested by class counsel; (6) the percentage applied in other class actions; and (7) the size of the award.” *Health Republic*, 58 F.4th at 1372. These factors are similar to those examined in this Court, *see, e.g., In re Baan Co. Securities Litig.*, 288 F.Supp.2d 14, 17 (D.D.C. 2003); *In re Vitamins Antitrust Litig.*, 2001 WL 34312839, at \*11 (D.D.C. July 16, 2001), and I will therefore use them here. In my opinion,



the fee request is reasonable because it is supported by all the relevant factors that can be determined at this time.<sup>2</sup>

14. Consider first factors “(4) the fee that likely would have been negotiated between private parties in similar cases”; “(6) the percentage applied in other class actions”; and “(7) the size of the award.” The request here is about 19% of the settlement. It is well known that this is well below what private parties negotiate when they hire lawyers on contingency. *See, e.g.,* Kritzer, SUPRA, at 39-40 (finding most percentages at one-third). Professor Kritzer’s data is largely drawn from personal injury cases, but, even when sophisticated corporations hire lawyers on contingency for complex litigation like patent cases, they agree to pay more than 19%. *See, e.g.,* Schwartz, *supra*, at 360 (2012) (finding the average fixed percentage to be 38.6% and the average escalating percentage to rise from 28% upon filing to 40.2% through appeal).

15. Although fee percentages tend to be lower in class actions than in individual litigation, the request here is below even what is typical in class actions. According to my empirical study, the most common percentages awarded by federal courts nationwide using the percentage method were 25%, 30%, and 33%, with a mean award of 25.4% and a median award of 25%. *See* Fitzpatrick, *Empirical Study, supra*, at 833-34, 838. This can be seen graphically in Figure 1, which shows the distribution of all of the percentage-method fee awards in my study.<sup>3</sup> In particular, the figure shows what fraction of settlements (y-axis) had fee awards within each five-point range of fee percentages (x-axis). The request here would fall into the bar depicted by the red arrow. Tallying up the other bars shows that *over 80%* of all percentage method fee awards

---

<sup>2</sup> The fifth factor—“(5) class members’ objections to the settlement terms or fees requested by class counsel”—is not yet applicable because the deadline to file an objection has not yet passed.

<sup>3</sup> Although it would normally be instructive to examine fee awards within the circuit as well as those nationwide, no circuit sees fewer class actions than the D.C. and Federal Circuits. *See* Fitzpatrick, *Empirical Study, supra* at 822. Thus, in my opinion, intracircuit analysis would not be meaningful here.

16. But it should be noted that the settlement here is unusually large. Less than 10% of class action settlements total over \$100 million in any given year. See Fitzpatrick, *Empirical Study, supra*, at 839. This is notable because some federal courts award lower percentages in cases where settlements are larger. See *id.* at 838, 842-44 (finding relationship statistically significant);

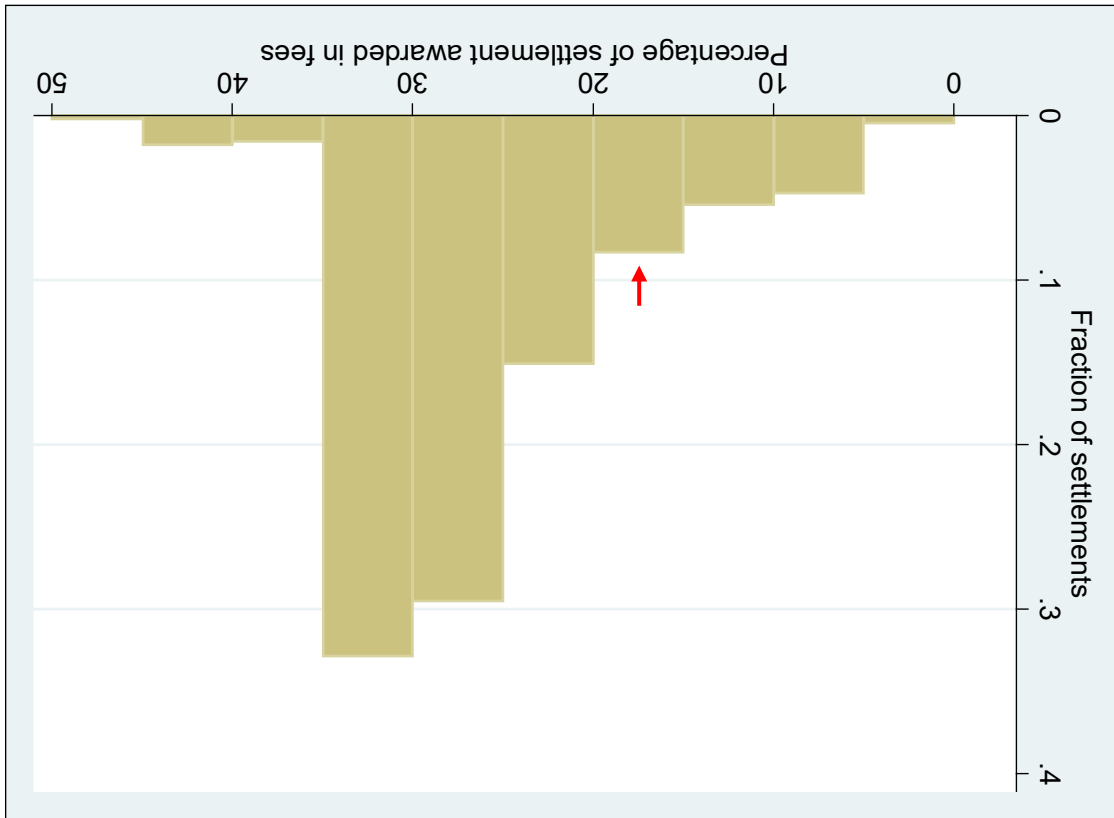


Figure 1: Percentage-method fee awards among all federal courts, 2006-2007

were greater than or equal to the request here (and often much greater). This means that, if the request here is granted, it would fall into the *bottom fifth* of fees awarded by federal courts. My numbers largely agree with the other large-scale academic studies of class action fee awards, which, if anything, show even higher typical awards in more recent years. See *Eisenberg-Miller 2010, supra*, at 260 (finding mean and median of 24% and 25%, respectively through 2008); *Eisenberg-Miller 2017, supra*, at 951 (finding mean and median of 27% and 29% respectively, from 2009 to 2013). Thus, in my opinion, these factors clearly support the fee request.

*Eisenberg-Miller 2017, supra*, at 947-48 (same); *Eisenberg-Miller 2010, supra*, at 263-65 (same). For several reasons, this does not change my opinion that this factor weighs in favor of the fee request.

17. First, I think the entire endeavor of lowering fee percentages simply because a settlement is large is misguided: it creates terrible incentives for class counsel. Indeed, it can actually make class counsel *better off* by resolving a case for less rather than more if it is not done only on the margin (e.g., only for the *portion* above \$100 million). *See, e.g., In re Synthroid I*, 264 F.3d 712, 718 (7<sup>th</sup> Cir. 2001) (Easterbrook, J.) (“This means that counsel for the consumer class could have received [more] fees had they settled for [less] but were limited . . . in fees because they obtained an extra \$14 million for their clients . . . . Why there should be such a notch is a mystery. Markets would not tolerate that effect . . . .”). Consider the following example: if courts award class action attorneys 25% of settlements in cases that settle for less than \$100 million, but 18% of settlements when they are over \$100 million (the averages I found in my study, see below), then rational class action attorneys will prefer to settle cases for \$90 million (*i.e.*, a \$22.5 million fee award) than for \$110 million (*i.e.*, a \$19.8 million fee award). As Judge Easterbrook noted above, rational clients who want to maximize their own recoveries would never agree to such an arrangement. This is why studies even of sophisticated corporate clients do not report any such practice among them when they hire lawyers on contingency, even in the biggest cases like patent litigation. *See, e.g., Schwartz, supra*, at 360; Fitzpatrick, *A Fiduciary Judge, supra*, at 1159-63. In my opinion, courts should not force a fee arrangement on class members that they would never choose themselves. To the contrary: courts are supposed to be serving as fiduciaries for absent class members. *See* William B. Rubenstein, Newberg and Rubenstein on Class Actions § 13.40 (6<sup>th</sup> ed. 2022) (“[T]he law requires the judge to act as a fiduciary” for class members). This is all

the more imperative in the Federal Circuit in light of factor (4): “the fee that likely would have been negotiated between private parties in similar cases.” Private parties simply do not pay worse percentages for better results.

18. Second, while some courts have awarded lower fee percentages as settlement sizes increase, many other courts do not follow this practice. *See, e.g., Allapattah Svcs. v. Exxon Corp.*, 454 F. Supp. 2d 1185, 1213 (S.D. Fla. 2006) (“While some reported cases have advocated decreasing the percentage awarded as the gross class recovery increases, that approach is antithetical to the percentage of the recovery method adopted by the Eleventh Circuit . . . . By not rewarding Class Counsel for the additional work necessary to achieve a better outcome for the class, the sliding scale approach creates the perverse incentive for Class Counsel to settle too early for too little.”); *In re Checking Account Overdraft Litig.*, 830 F. Supp. 2d 1330, 1367 (S.D. Fla. 2011) (quoting *Allapattah*); *In re Toyota Motor Corp. Unintended Acceleration Marketing, Sales Practices, and Products Liability Litigation*, No. 8:10ML-02151-JVS, 2013 WL 12327929, at 17 n. 16 (C.D. Cal., Jun. 17, 2013) (“The Court also agrees with . . . other courts, e.g., *Allapattah Svcs.*, 454 F. Supp. 2d at 1213, which have found that decreasing a fee percentage based only on the size of the fund would provide a perverse disincentive to counsel to maximize recovery for the class”). Nothing in Federal Circuit or D.C. Circuit case law requires district courts to lower fee percentages because class counsel did a better job and recovered more for the class. Accordingly, it is my humble opinion that the Court should not exercise its discretion to do so here.

19. Nonetheless, if the Court wishes to go down this path, it is my opinion that the percentage requested here is still in line with those awarded in other class action cases. The settlement range from my study that this settlement falls into is the range between \$100 million and \$250 million (inclusive). According to my study, the mean and median fee percentages

awarded in settlements in this range were 17.9% and 16.9%, respectively. *See* Fitzpatrick, *Empirical Study, supra*, at 839. The fee request here is only slightly above these numbers and well within one standard deviation (5.2%, *see id.*) of the mean. Moreover, the fee request is actually below the average percentage from the Eisenberg-Miller studies in the relevant range used there, which is better centered around the fee request here. *See Eisenberg-Miller 2010, supra*, at 265 (finding mean of 19.4% and median of 19.9% for settlements between \$69.6 and \$175.5 million). In my opinion, this makes the request here a mainstream one even among settlements of the same size. Thus, no matter how you slice it, it is my opinion that these factors support the fee request.

20. Consider next the factors that go to the results obtained by class counsel in light of the risks presented by the litigation: “(1) the quality of counsel,” “(2) the complexity and duration of the litigation,” and “(3) the risk of nonrecovery.” As I noted, the recovery here is very large, but whether or not it is a good recovery depends on the underlying damages the class might have recovered at trial discounted by the risks the class faced. According to class counsel, the absolute maximum possible recoverable damages here following the Federal Circuit’s decision were around \$500 million. Moreover, that total consists largely of expenditures for CM/ECF, which is a highly uncertain category of potential damages after the Federal Circuit’s decision. Further, the defendant took the position that no damages of *any* kind had been established or could be established at trial. Thus, the class is recovering 25% of what they might have received at trial had everything gone their way. In my opinion, this recovery is outstanding in light of the risks the class faced from the very beginning of this litigation and continued to face going forward. As I noted at the outset, this was a novel lawsuit against a novel defendant. I am very familiar with the challenges that lawyers face when they try to sue the federal government for money. I teach a unit on it every year in Federal Courts. As I tell my students (and paraphrasing *The Great Gatsby*): the federal government

is very different from you and me. The federal government has defenses that no one else has. But even that understates what class counsel was up against here. When I teach Federal Courts, I teach suing the Executive branch. Suing the Judicial branch is almost unheard of. In all my years of studying class actions and litigation against the federal government, I am not aware of any previous class action that has successfully been brought against the federal judiciary. Thus, every step of this lawsuit required a new trail to be cut. Not only procedurally—Did the Court have jurisdiction? Was there a cause of action? Did the judiciary have sovereign immunity?—but also on the merits—How should the E-Government Act be interpreted? How can any violation of it be proved? None of these questions were even 50-50 propositions for the class when this litigation began. People had been complaining about high PACER fees for years, but no one had invented a legal solution to the problem until class counsel did. In my opinion, recovering 25% of the class’s maximum possible losses in the face of these risks is nothing short of remarkable.

21. Truth be told, all of the above, as impressive as it is, understates class counsel’s success here. Shortly after class counsel won their appeal, the government eliminated PACER fees for 75% of users and Congress reinvigorated efforts to make PACER free. Yet, class counsel is not seeking any percentage of those benefits. Moreover, few class action lawyers are willing to litigate their cases through summary judgment and an appeal; the typical class action settles in only three years. *See Fitzpatrick, Empirical Study, supra*, at 820. Yet, class counsel is seeking a typical-to-less-than-typical fee percentage. Thus, all these factors, too, clearly support class counsel’s fee request.

#### V. The lodestar crosscheck?

22. Class counsel’s lodestar is not one of the factors listed above. Nonetheless, a significant minority of courts use the so-called “lodestar crosscheck” with the percentage method,

see Fitzpatrick, *Empirical Study*, *supra*, at 833 (finding that only 49% of courts consider lodestar when awarding fees with the percentage method); *Eisenberg-Miller 2017*, *supra*, at 945 (finding percent method with lodestar crosscheck used 38% of the time versus 54% for percent method without lodestar crosscheck), and the Federal Circuit recently hinted that its courts might want to do it, too. See *Health Republic*, 58 F.4th at 1374 n.2 (“We need not decide whether a lodestar cross-check would be required . . . had there been no class notices requiring it. It is evident, however, that the policies that govern [a] percentage-of-the-fund attorney’s fee . . . might well call for a lodestar cross-check . . . as a general matter.”). As such, I wish to say a few words about it.

23. To begin with, in my opinion, economic theory shows that the lodestar crosscheck is a mistake. It brings through the backdoor all of the bad things the lodestar method used to bring through the front door. Not only does the court have to concern itself again with class counsel’s timesheets, but, more importantly, it reintroduces the very same misaligned incentives that the percentage method was designed to correct in the first place. See Fitzpatrick, *A Fiduciary Judge*, *supra*, at 1167.

24. Consider the following examples. Suppose a lawyer had incurred a lodestar of \$1 million in a class action case. If that counsel believed that a court would not award him a 25% fee if it exceeded twice his lodestar, then he would be *rationaly indifferent* between settling the case for \$8 million and \$80 million (or any number higher than \$8 million). Either way he will get the same \$2 million fee. Needless to say, the incentive to be indifferent as to the size of the settlement is not good for class members. Or suppose counsel believed that the most he could wring from the defendant in this example was \$16 million. In order to reap the maximum 25% fee with the lodestar crosscheck, he would have to generate an additional \$1 million in lodestar before agreeing

to the settlement; this would give him incentive to *drag the case out* before sealing the deal. Again, dragging cases along for nothing is not good for class members.

25. This is why the marketplace does not use the lodestar crosscheck when they hire lawyers on contingency. Professor Schwartz did not report any crosscheck agreements in his study of patent litigation. Professor Kritzer has never reported any in his studies of contingency fees more broadly. The Seventh Circuit thinks it is so irrational it has all but banned the practice for the same reason it banned the bigger-recovery-begets-smaller-fee practice I discussed above. *See Williams v. Rohm & Haas Pension Plan*, 658 F.3d 629, 636 (7th Cir. 2011) (holding that “a lodestar check is not . . . required methodology” because “[t]he . . . argument . . . that any percentage fee award exceeding a certain lodestar multiplier is excessive . . . echoes the ‘megafund’ cap we rejected in *Synthroid*”). To the extent the court should be guided by factor (4)—“the fee that likely would have been negotiated between private parties in similar cases”—it should therefore not be guided by the lodestar crosscheck.

26. I nonetheless understand the very human temptation to use the lodestar crosscheck. When class action lawyers generate significant returns on their time—what some courts, in hindsight, call “windfalls”—it invites public and media scrutiny. But when other entrepreneurs and investors succeed in their ventures, no one asks them: How many hours did you spend on this venture? What effective hourly rate did you earn? Should we take some of it away from you because it is “too high”? Class action lawyers are investors just like any others; they just invest their time and resources for others (the class members) with no hope of payment unless they achieve some form of success for those others. In my opinion, courts should not bow to the pressure and ask these questions of class counsel, either. Rather, courts should only ask what is best for class counsel’s incentives vis-à-vis class members. For example, at the outset of this



litigation, would class members have objected to paying class counsel 19% of whatever was recovered here? We do not have to guess at the answer: despite the opportunity to opt out when they received the class certification notice advising them of a fee request *even greater* than this one, the original class—which, it should be noted, are largely sophisticated parties like lawyers and large institutions—decided not to opt out: “By participating in the Class, you agree to pay Class Counsel up to 30 percent of the total recovery in attorneys’ fees and expenses with the total amount to be determined by the Court.” *See* ECF Nos. 43-1, 44. And the new class members are currently being given the same chance.

27. But because class counsel put their lodestar into the record, I will briefly address whether class counsel would reap some sort of “windfall” if their fee request were granted. Class counsel’s lodestar has thus far summed to some \$5.13 million. Based on the complexity of the case and the large number of questions already received from class members about the settlement, as well as the possibility of responding to objections and handling a potential appeal therefrom, they anticipate another \$900,000 in time to get through the end of the settlement distribution, resulting in a total estimated lodestar of about \$6.03 million. If the fee request is granted, class counsel would therefore receive a multiplier of around 3.9. Although this would be above average, *see* Fitzpatrick, *Empirical Study, supra*, at 834; Eisenberg-Miller 2010, *supra*, at 274, it would be well within the range of previous cases. *See Health Republic*, 58 F.4th at 1374 (“A number of courts have surveyed relevant fee awards and noted a norm of implicit multipliers in the range of 1 to 4.”); *see also, e.g., Lloyd v. Navy Fed. Credit Union*, 2019 WL 2269958, at \*13 (S.D. Cal. May 28, 2019) (awarding fee even though “[t]he Court is aware that a lodestar cross-check would likely result in a multiplier of around 10.96”); *In re Doral Financial Corp. Securities Litigation*, No. 05-cv-04014-RO (S.D.N.Y. Jul. 17, 2007) (ECF 65) (same with 10.26 multiplier); *Beckman*

*v. KeyBank, N.A.*, 293 F.R.D. 467, 481 (S.D.N.Y. 2013) (“Courts regularly award lodestar multipliers of up to eight times the lodestar, and in some cases, even higher multipliers.”); *Bais Yaakov of Spring Valley v. Peterson’s Nelnet, LLC*, No. 11-cv-00011 (D.N.J., Jan. 26, 2015) (awarding fee with 8.91 multiplier); *Raetsch v. Lucent Tech., Inc.*, No. 05-cv-05134 (D.N.J., Nov. 8., 2010) (same with 8.77 multiplier); *Thacker v. Chesapeake Appalachia, L.L.C.*, No. 07-cv-00026 (E.D.Ky. Mar. 3, 2010) (same with 8.47 multiplier); *New England Carpenters Health Benefits Fund v. First Databank, Inc.*, No. 05-11148-PBS, 2009 WL 2408560, at \*2 (D. Mass. Aug. 3, 2009) (same with 8.3 multiplier); *Hainey v. Parrott*, 2007 WL 3308027, at \*1 (S.D. Ohio Nov. 6, 2007) (same with 7.47 multiplier); *In re Cendant Corp. PRIDES Litigation*, 243 F.3d 722, 732 (3rd Cir.2001) (same with of 7 multiplier); *In re Rite Aid Corp. Sec. Litig.*, 362 F.Supp.2d 587 (E.D.Pa.2005) (same with 6.96 multiplier); *Steiner v. American Broadcasting Co.*, 248 Fed. Appx. 780, 783 (9th Cir. 2007) (affirming fee with 6.85 multiplier); *In re IDB Communication Group, Inc., Sec. Litig.*, No. 94-3618 (C.D.Cal. Jan. 17, 1997) (awarding fee with 6.2 multiplier); *In re Cardinal Health Inc. Sec. Litig.*, 528 F. Supp. 2d 752, 768 (S.D. Ohio 2007) (same with 6 multiplier); *In re RJR Nabisco*, 1992 WL 210138 (same); *In re Charter Communications, Inc., Securities Litigation*, 2005 WL 4045741, \*18 (E.D.Mo. 2005) (same with 5.61 multiplier); *Roberts v. Texaco, Inc.*, 979 F.Supp. 185, 197 (S.D.N.Y.1997) (same with 5.5 multiplier); *Di Giacomo v. Plains All Am. Pipeline*, 2001 WL 3463337 at \*10 (S.D.Tex. Dec.18, 2001) (same with 5.3 multiplier).

28. Moreover, in light of the extreme risks involved here, the multiplier that would result here would actually be below what would have been needed to properly incentivize this contingency representation; that number is the inverse of the riskiness of the case. See William J. Lynk, *The Courts and the Plaintiff’s Bar: Awarding the Attorney’s Fee in Class-Action Litigation*,

23 J. Legal Stud. 185, 209 & n.18 (1994) (“[T]he multiplier must be [divided by]  $p^*$ , the probability of winning an efficiently prosecuted case . . . .”). Finally, it bears noting that class counsel have been litigating this case for seven years without any payment at all. It is hardly a “windfall” to work seven years without payment only then to end up paid less than the multiple that would be justified by the risks you successfully surmounted during those seven years. Thus, in my opinion, even the lodestar crosscheck supports class counsel’s fee request.

VI. Conclusion

29. For all these reasons, it is my opinion that class counsel’s fee request is reasonable in light of the empirical studies and research on economic incentives.

30. My compensation in this matter is a flat fee in no way dependent on the outcome of class counsel’s fee petition.

August 28, 2023



---

Brian T. Fitzpatrick

Nashville, TN

# EXHIBIT 1

**BRIAN T. FITZPATRICK**  
Vanderbilt University Law School  
131 21st Avenue South  
Nashville, TN 37203  
(615) 322-4032  
brian.fitzpatrick@law.vanderbilt.edu

## ACADEMIC APPOINTMENTS

**VANDERBILT UNIVERSITY LAW SCHOOL**, *Milton R. Underwood Chair in Free Enterprise*, 2020 to present

- *FedEx Research Professor*, 2014-2015
- *Professor of Law*, 2012 to present
- *Associate Professor*, 2010-2012; *Assistant Professor*, 2007-2010
- Classes: Civil Procedure, Complex Litigation, Federal Courts
- Hall-Hartman Outstanding Professor Award, 2008-2009
- Vanderbilt's Association of American Law Schools Teacher of the Year, 2009

**HARVARD LAW SCHOOL**, *Visiting Professor*, Fall 2018

- Classes: Civil Procedure, Litigation Finance

**FORDHAM LAW SCHOOL**, *Visiting Professor*, Fall 2010

- Classes: Civil Procedure

## EDUCATION

**HARVARD LAW SCHOOL**, J.D., *magna cum laude*, 2000

- Fay Diploma (for graduating first in the class)
- Sears Prize, 1999 (for highest grades in the second year)
- *Harvard Law Review*, Articles Committee, 1999-2000; Editor, 1998-1999
- *Harvard Journal of Law & Public Policy*, Senior Editor, 1999-2000; Editor, 1998-1999
- Research Assistant, David Shapiro, 1999; Steven Shavell, 1999

**UNIVERSITY OF NOTRE DAME**, B.S., Chemical Engineering, *summa cum laude*, 1997

- First runner-up to Valedictorian (GPA: 3.97/4.0)
- Steiner Prize, 1997 (for overall achievement in the College of Engineering)

## CLERKSHIPS

**HON. ANTONIN SCALIA**, Supreme Court of the United States, 2001-2002

**HON. DIARMUID O'SCANNLAIN**, U.S. Court of Appeals for the Ninth Circuit, 2000-2001

## EXPERIENCE

**NEW YORK UNIVERSITY SCHOOL OF LAW**, Feb. 2006 to June 2007  
*John M. Olin Fellow*

**HON. JOHN CORNYN**, United States Senate, July 2005 to Jan. 2006  
*Special Counsel for Supreme Court Nominations*

**SIDLEY AUSTIN LLP**, Washington, DC, 2002 to 2005  
*Litigation Associate*

## **BOOKS**

THE CAMBRIDGE HANDBOOK OF CLASS ACTIONS: AN INTERNATIONAL SURVEY (Cambridge University Press 2021) (ed., with Randall Thomas)

THE CONSERVATIVE CASE FOR CLASS ACTIONS (University of Chicago Press 2019) (winner of the Pound Institute's 2022 Civil Justice Scholarship Award)

## **BOOK CHAPTERS**

*Climate Change and Class Actions* in CLIMATE LIBERALISM: PERSPECTIVES ON LIBERTY, PROPERTY, AND POLLUTION (Jonathan Adler, ed., Palgrave Macmillan 2023)

*How Many Class Actions are Meritless?*, in THE CAMBRIDGE HANDBOOK OF CLASS ACTIONS: AN INTERNATIONAL SURVEY (ed., with Randall Thomas, Cambridge University Press 2021)

*The Indian Securities Fraud Class Action: Is Class Arbitration the Answer?*, in THE CAMBRIDGE HANDBOOK OF CLASS ACTIONS: AN INTERNATIONAL SURVEY (ed., with Randall Thomas, Cambridge University Press 2021) (with Randall Thomas)

*Do Class Actions Deter Wrongdoing?* in THE CLASS ACTION EFFECT (Catherine Piché, ed., Éditions Yvon Blais, Montreal, 2018)

*Judicial Selection in Illinois* in AN ILLINOIS CONSTITUTION FOR THE TWENTY-FIRST CENTURY (Joseph E. Tabor, ed., Illinois Policy Institute, 2017)

*Civil Procedure in the Roberts Court* in BUSINESS AND THE ROBERTS COURT (Jonathan Adler, ed., Oxford University Press, 2016)

*Is the Future of Affirmative Action Race Neutral?* in A NATION OF WIDENING OPPORTUNITIES: THE CIVIL RIGHTS ACT AT 50 (Ellen Katz & Samuel Bagenstos, eds., Michigan University Press, 2016)

## **ACADEMIC ARTICLES**

*Distributing Attorney Fees in Multidistrict Litigation*, 13 J. Leg. Anal. 558 (2021) (with Ed Cheng & Paul Edelman)

*A Fiduciary Judge's Guide to Awarding Fees in Class Actions*, 89 FORD. L. REV. 1151 (2021)

*Many Minds, Many MDL Judges*, 84 L. & Contemp. Problems 107 (2021)

*Objector Blackmail Update: What Have the 2018 Amendments Done?*, 89 FORD. L. REV. 437 (2020)

*Why Class Actions are Something both Liberals and Conservatives Can Love*, 73 VAND. L. REV. 1147 (2020)

*Deregulation and Private Enforcement*, 24 LEWIS & CLARK L. REV. 685 (2020)

*The Indian Securities Fraud Class Action: Is Class Arbitration the Answer?*, 40 NW. J. INT'L L. & BUS. 203 (2020) (with Randall Thomas)

*Can the Class Action be Made Business Friendly?*, 24 N.Z. BUS. L. & Q. 169 (2018)

*Can and Should the New Third-Party Litigation Financing Come to Class Actions?*, 19 THEORETICAL INQUIRIES IN LAW 109 (2018)

*Scalia in the Casebooks*, 84 U. CHI. L. REV. 2231 (2017)

*The Ideological Consequences of Judicial Selection*, 70 VAND. L. REV. 1729 (2017)

*Judicial Selection and Ideology*, 42 OKLAHOMA CITY UNIV. L. REV. 53 (2017)

*Justice Scalia and Class Actions: A Loving Critique*, 92 NOTRE DAME L. REV. 1977 (2017)

*A Tribute to Justice Scalia: Why Bad Cases Make Bad Methodology*, 69 VAND. L. REV. 991 (2016)

*The Hidden Question in Fisher*, 10 NYU J. L. & LIBERTY 168 (2016)

*An Empirical Look at Compensation in Consumer Class Actions*, 11 NYU J. L. & BUS. 767 (2015) (with Robert Gilbert)

*The End of Class Actions?*, 57 ARIZ. L. REV. 161 (2015)

*The Constitutionality of Federal Jurisdiction-Stripping Legislation and the History of State Judicial Selection and Tenure*, 98 VA. L. REV. 839 (2012)

*Twombly and Iqbal Reconsidered*, 87 NOTRE DAME L. REV. 1621 (2012)

*An Empirical Study of Class Action Settlements and their Fee Awards*, 7 J. EMPIRICAL L. STUD. 811 (2010) (selected for the 2009 Conference on Empirical Legal Studies)

*Do Class Action Lawyers Make Too Little?*, 158 U. PA. L. REV. 2043 (2010)

*Originalism and Summary Judgment*, 71 OHIO ST. L.J. 919 (2010)

*The End of Objector Blackmail?*, 62 VAND. L. REV. 1623 (2009) (selected for the 2009 Stanford-Yale Junior Faculty Forum)

*The Politics of Merit Selection*, 74 MISSOURI L. REV. 675 (2009)

*Errors, Omissions, and the Tennessee Plan*, 39 U. MEMPHIS L. REV. 85 (2008)

*Election by Appointment: The Tennessee Plan Reconsidered*, 75 TENN. L. REV. 473 (2008)

*Can Michigan Universities Use Proxies for Race After the Ban on Racial Preferences?*, 13 MICH. J. RACE & LAW 277 (2007)

*Strict Scrutiny of Facially Race-Neutral State Action and the Texas Ten Percent Plan*, 53 Baylor L. Rev. 289 (2001)

## ACADEMIC PRESENTATIONS

*Non-Securities Class Action Settlements in CAFA's First Eleven Years*, University of Florida Law School, Gainesville, FL (Feb. 6, 2023)

*Entrapment of the Little Guy: Resisting the Erosion of Investor, Employee and Consumer Protections*, Institute for Law and Economic Policy, San Diego, CA (Jan. 27, 2023)

*A New Source of Data for Non-Securities Class Actions*, William & Mary Law School, Williamsburg, VA (Nov. 10, 2022)

*Can Courts Avoid Politicization in a Polarized America?*, American Bar Association Annual Meeting, Chicago, IL (Aug. 5, 2022) (panelist)

*A New Source of Data for Non-Securities Class Actions*, Seventh Annual Civil Procedure Workshop, Cardozo Law School, New York, NY (May 20, 2022)

*Resolution Issues in Class Actions and Mass Torts*, Miami Law Class Action & Complex Litigation Forum, University of Miami School of Law, Miami, FL (Mar. 11, 2022) (panelist)

*Developments in Discovery Reform*, George Mason Law & Economics Center Fifteenth Annual Judicial Symposium on Civil Justice Issues, Charleston, SC (Nov. 16, 2021) (panelist)

*Locality Litigation and Public Entity Incentives to File Lawsuits: Public Interest, Politics, Public Finance or Financial Gain?*, George Mason Law & Economics Center Symposium on Novel Liability Theories and the Incentives Driving Them, Nashville, TN (Oct. 25, 2021) (panelist)

*A Fiduciary Judge's Guide to Awarding Fees in Class Actions*, University of California Hastings College of the Law, San Francisco, CA (Nov. 3, 2020)

*A Fiduciary Judge's Guide to Awarding Fees in Class Actions*, The Judicial Role in Professional Regulation, Stein Colloquium, Fordham Law School, New York, NY (Oct. 9, 2020)

*Objector Blackmail Update: What Have the 2018 Amendments Done?*, Institute for Law and Economic Policy, Fordham Law School, New York, NY (Feb. 28, 2020)

*Keynote Debate: The Conservative Case for Class Actions*, Miami Law Class Action & Complex Litigation Forum, University of Miami School of Law, Miami, FL (Jan. 24, 2020)

*The Future of Class Actions*, National Consumer Law Center Class Action Symposium, Boston, MA (Nov. 16, 2019) (panelist)



*The Conservative Case for Class Actions*, Center for Civil Justice, NYU Law School, New York, NY (Nov.11, 2019)

*Deregulation and Private Enforcement*, Class Actions, Mass Torts, and MDLs: The Next 50 Years, Pound Institute Academic Symposium, Lewis & Clark Law School, Portland, OR (Nov. 2, 2019)

*Class Actions and Accountability in Finance*, Investors and the Rule of Law Conference, Institute for Investor Protection, Loyola University Chicago Law School, Chicago, IL (Oct. 25, 2019) (panelist)

*Incentivizing Lawyers as Teams*, University of Texas at Austin Law School, Austin, TX (Oct. 22, 2019)

*“Dueling Pianos”*: *A Debate on the Continuing Need for Class Actions*, Twenty Third Annual National Institute on Class Actions, American Bar Association, Nashville, TN (Oct. 18, 2019) (panelist)

*A Debate on the Utility of Class Actions*, Contemporary Issues in Complex Litigation Conference, Northwestern Law School, Chicago, IL (Oct.16, 2019) (panelist)

*Litigation Funding*, Forty Seventh Annual Meeting, Intellectual Property Owners Association, Washington, DC (Sep. 26, 2019) (panelist)

*The Indian Securities Fraud Class Action: Is Class Arbitration the Answer?*, International Class Actions Conference, Vanderbilt Law School, Nashville, TN (Aug. 24, 2019)

*A New Source of Class Action Data*, Corporate Accountability Conference, Institute for Law and Economic Policy, San Juan, Puerto Rico (April 12, 2019)

*The Indian Securities Fraud Class Action: Is Class Arbitration the Answer?*, Ninth Annual Emerging Markets Finance Conference, Mumbai, India (Dec. 14, 2018)

*MDL: Uniform Rules v. Best Practices*, Miami Law Class Action & Complex Litigation Forum, University of Miami Law School, Miami, FL (Dec. 7, 2018) (panelist)

*Third Party Finance of Attorneys in Traditional and Complex Litigation*, George Washington Law School, Washington, D.C. (Nov. 2, 2018) (panelist)

*MDL at 50 - The 50th Anniversary of Multidistrict Litigation*, New York University Law School, New York, New York (Oct. 10, 2018) (panelist)

*The Discovery Tax*, Law & Economics Seminar, Harvard Law School, Cambridge, Massachusetts (Sep. 11, 2018)

*Empirical Research on Class Actions*, Civil Justice Research Initiative, University of California at Berkeley, Berkeley, California (Apr. 9, 2018)

*A Political Future for Class Actions in the United States?*, The Future of Class Actions Symposium, University of Auckland Law School, Auckland, New Zealand (Mar. 15, 2018)

*The Indian Class Actions: How Effective Will They Be?*, Eighth Annual Emerging Markets Finance Conference, Mumbai, India (Dec. 19, 2017)

*Hot Topics in Class Action and MDL Litigation*, University of Miami School of Law, Miami, Florida (Dec. 8, 2017) (panelist)

*Critical Issues in Complex Litigation*, Contemporary Issues in Complex Litigation, Northwestern Law School (Nov. 29, 2017) (panelist)

*The Conservative Case for Class Actions*, Consumer Class Action Symposium, National Consumer Law Center, Washington, DC (Nov. 19, 2017)

*The Conservative Case for Class Actions—A Monumental Debate*, ABA National Institute on Class Actions, Washington, DC (Oct. 26, 2017) (panelist)

*One-Way Fee Shifting after Summary Judgment*, 2017 Meeting of the Midwestern Law and Economics Association, Marquette Law School, Milwaukee, WI (Oct. 20, 2017)

*The Conservative Case for Class Actions*, Pepperdine Law School Malibu, CA (Oct. 17, 2017)

*One-Way Fee Shifting after Summary Judgment*, Vanderbilt Law Review Symposium on The Future of Discovery, Vanderbilt Law School, Nashville, TN (Oct. 13, 2017)

*The Constitution Revision Commission and Florida's Judiciary*, 2017 Annual Florida Bar Convention, Boca Raton, FL (June 22, 2017)

*Class Actions After Spokeo v. Robins: Supreme Court Jurisprudence, Article III Standing, and Practical Implications for the Bench and Practitioners*, Northern District of California Judicial Conference, Napa, CA (Apr. 29, 2017) (panelist)

*The Ironic History of Rule 23*, Conference on Secrecy, Institute for Law & Economic Policy, Naples, FL (Apr. 21, 2017)

*Justice Scalia and Class Actions: A Loving Critique*, University of Notre Dame Law School, South Bend, Indiana (Feb. 3, 2017)

*Should Third-Party Litigation Financing Be Permitted in Class Actions?*, Fifty Years of Class Actions—A Global Perspective, Tel Aviv University, Tel Aviv, Israel (Jan. 4, 2017)

*Hot Topics in Class Action and MDL Litigation*, University of Miami School of Law, Miami, Florida (Dec. 2, 2016) (panelist)

*The Ideological Consequences of Judicial Selection*, William J. Brennan Lecture, Oklahoma City University School of Law, Oklahoma, City, Oklahoma (Nov. 10, 2016)

*After Fifty Years, What's Class Action's Future*, ABA National Institute on Class Actions, Las Vegas, Nevada (Oct. 20, 2016) (panelist)

*Where Will Justice Scalia Rank Among the Most Influential Justices*, State University of New York at Stony Brook, Long Island, New York (Sep. 17, 2016)

*The Ironic History of Rule 23*, University of Washington Law School, Seattle, WA (July 14, 2016)

*A Respected Judiciary—Balancing Independence and Accountability*, 2016 Annual Florida Bar Convention, Orlando, FL (June 16, 2016) (panelist)

*What Will and Should Happen to Affirmative Action After Fisher v. Texas*, American Association of Law Schools Annual Meeting, New York, NY (January 7, 2016) (panelist)

*Litigation Funding: The Basics and Beyond*, NYU Center on Civil Justice, NYU Law School, New York, NY (Nov. 20, 2015) (panelist)

*Do Class Actions Offer Meaningful Compensation to Class Members, or Do They Simply Rip Off Consumers Twice?*, ABA National Institute on Class Actions, New Orleans, LA (Oct. 22, 2015) (panelist)

*Arbitration and the End of Class Actions?*, Quinnipiac-Yale Dispute Resolution Workshop, Yale Law School, New Haven, CT (Sep. 8, 2015) (panelist)

*The Next Steps for Discovery Reform: Requester Pays*, Lawyers for Civil Justice Membership Meeting, Washington, DC (May 5, 2015)

*Private Attorney General: Good or Bad?*, 17th Annual Federalist Society Faculty Conference, Washington, DC (Jan. 3, 2015)

*Liberty, Judicial Independence, and Judicial Power*, Liberty Fund Conference, Santa Fe, NM (Nov. 13-16, 2014) (participant)

*The Economics of Objecting for All the Right Reasons*, 14th Annual Consumer Class Action Symposium, Tampa, FL (Nov. 9, 2014)

*Compensation in Consumer Class Actions: Data and Reform*, Conference on The Future of Class Action Litigation: A View from the Consumer Class, NYU Law School, New York, NY (Nov. 7, 2014)

*The Future of Federal Class Actions: Can the Promise of Rule 23 Still Be Achieved?*, Northern District of California Judicial Conference, Napa, CA (Apr. 13, 2014) (panelist)

*The End of Class Actions?*, Conference on Business Litigation and Regulatory Agency Review in the Era of Roberts Court, Institute for Law & Economic Policy, Boca Raton, FL (Apr. 4, 2014)

*Should Third-Party Litigation Financing Come to Class Actions?*, University of Missouri School of Law, Columbia, MO (Mar. 7, 2014)

*Should Third-Party Litigation Financing Come to Class Actions?*, George Mason Law School, Arlington, VA (Mar. 6, 2014)

*Should Third-Party Litigation Financing Come to Class Actions?*, Roundtable for Third-Party Funding Scholars, Washington & Lee University School of Law, Lexington, VA (Nov. 7-8, 2013)

*Is the Future of Affirmative Action Race Neutral?*, Conference on A Nation of Widening Opportunities: The Civil Rights Act at 50, University of Michigan Law School, Ann Arbor, MI (Oct. 11, 2013)

*The Mass Tort Bankruptcy: A Pre-History*, The Public Life of the Private Law: A Conference in Honor of Richard A. Nagareda, Vanderbilt Law School, Nashville, TN (Sep. 28, 2013) (panelist)

*Rights & Obligations in Alternative Litigation Financing and Fee Awards in Securities Class Actions*, Conference on the Economics of Aggregate Litigation, Institute for Law & Economic Policy, Naples, FL (Apr. 12, 2013) (panelist)

*The End of Class Actions?*, Symposium on Class Action Reform, University of Michigan Law School, Ann Arbor, MI (Mar. 16, 2013)

*Toward a More Lawyer-Centric Class Action?*, Symposium on Lawyering for Groups, Stein Center for Law & Ethics, Fordham Law School, New York, NY (Nov. 30, 2012)

*The Problem: AT & T as It Is Unfolding*, Conference on *AT & T Mobility v. Concepcion*, Cardozo Law School, New York, NY (Apr. 26, 2012) (panelist)

*Standing under the Statements and Accounts Clause*, Conference on Representation without Accountability, Fordham Law School Corporate Law Center, New York, NY (Jan. 23, 2012)

*The End of Class Actions?*, Washington University Law School, St. Louis, MO (Dec. 9, 2011)

*Book Preview Roundtable: Accelerating Democracy: Matching Social Governance to Technological Change*, Searle Center on Law, Regulation, and Economic Growth, Northwestern University School of Law, Chicago, IL (Sep. 15-16, 2011) (participant)

*Is Summary Judgment Unconstitutional? Some Thoughts About Originalism*, Stanford Law School, Palo Alto, CA (Mar. 3, 2011)

*The Constitutionality of Federal Jurisdiction-Stripping Legislation and the History of State Judicial Selection and Tenure*, Northwestern Law School, Chicago, IL (Feb. 25, 2011)

*The New Politics of Iowa Judicial Retention Elections: Examining the 2010 Campaign and Vote*, University of Iowa Law School, Iowa City, IA (Feb. 3, 2011) (panelist)

*The Constitutionality of Federal Jurisdiction-Stripping Legislation and the History of State Judicial Selection and Tenure*, Washington University Law School, St. Louis, MO (Oct. 1, 2010)

*Twombly and Iqbal Reconsidered*, Symposium on Business Law and Regulation in the Roberts Court, Case Western Reserve Law School, Cleveland, OH (Sep. 17, 2010)

*Do Class Action Lawyers Make Too Little?*, Institute for Law & Economic Policy, Providenciales, Turks & Caicos (Apr. 23, 2010)

*Originalism and Summary Judgment*, Georgetown Law School, Washington, DC (Apr. 5, 2010)

*Theorizing Fee Awards in Class Action Litigation*, Washington University Law School, St. Louis, MO (Dec. 11, 2009)

*An Empirical Study of Class Action Settlements and their Fee Awards*, 2009 Conference on Empirical Legal Studies, University of Southern California Law School, Los Angeles, CA (Nov. 20, 2009)

*Originalism and Summary Judgment*, Symposium on Originalism and the Jury, Ohio State Law School, Columbus, OH (Nov. 17, 2009)

*An Empirical Study of Class Action Settlements and their Fee Awards*, 2009 Meeting of the Midwestern Law and Economics Association, University of Notre Dame Law School, South Bend, IN (Oct. 10, 2009)

*The End of Objector Blackmail?*, Stanford-Yale Junior Faculty Forum, Stanford Law School, Palo Alto, CA (May 29, 2009)

*An Empirical Study of Class Action Settlements and their Fee Awards*, University of Minnesota School of Law, Minneapolis, MN (Mar. 12, 2009)

*The Politics of Merit Selection*, Symposium on State Judicial Selection and Retention Systems, University of Missouri Law School, Columbia, MO (Feb. 27, 2009)

*The End of Objector Blackmail?*, Searle Center Research Symposium on the Empirical Studies of Civil Liability, Northwestern University School of Law, Chicago, IL (Oct. 9, 2008)

*Alternatives To Affirmative Action After The Michigan Civil Rights Initiative*, University of Michigan School of Law, Ann Arbor, MI (Apr. 3, 2007) (panelist)

## **OTHER PUBLICATIONS**

*Racial Preferences Won't Go Easily*, WALL ST. J. (June 1, 2023)

*Memo to Mitch: Repeal the Republican Tax Increase*, THE HILL (July 17, 2020)

*The Right Way to End Qualified Immunity*, THE HILL (June 25, 2020)

*I Still Remember*, 133 HARV. L. REV. 2458 (2020)

*Proposed Reforms to Texas Judicial Selection*, 24 TEX. R. L. & POL. 307 (2020)

*The Conservative Case for Class Actions?*, NATIONAL REVIEW (Nov. 13, 2019)

*9th Circuit Split: What's the math say?*, DAILY JOURNAL (Mar. 21, 2017)

*Former clerk on Justice Antonin Scalia and his impact on the Supreme Court*, THE CONVERSATION (Feb. 24, 2016)

*Lessons from Tennessee Supreme Court Retention Election*, THE TENNESSEAN (Aug. 20, 2014)

*Public Needs Voice in Judicial Process*, THE TENNESSEAN (June 28, 2013)

*Did the Supreme Court Just Kill the Class Action?*, THE QUARTERLY JOURNAL (April 2012)

*Let General Assembly Confirm Judicial Selections*, CHATTANOOGA TIMES FREE PRESS (Feb. 19, 2012)

*“Tennessee Plan” Needs Revisions*, THE TENNESSEAN (Feb. 3, 2012)

*How Does Your State Select Its Judges?*, INSIDE ALEC 9 (March 2011) (with Stephen Ware)

*On the Merits of Merit Selection*, THE ADVOCATE 67 (Winter 2010)

*Supreme Court Case Could End Class Action Suits*, SAN FRANCISCO CHRONICLE (Nov. 7, 2010)

*Kagan is an Intellect Capable of Serving Court*, THE TENNESSEAN (Jun. 13, 2010)

*Confirmation “Kabuki” Does No Justice*, POLITICO (July 20, 2009)

*Selection by Governor may be Best Judicial Option*, THE TENNESSEAN (Apr. 27, 2009)

*Verdict on Tennessee Plan May Require a Jury*, THE MEMPHIS COMMERCIAL APPEAL (Apr. 16, 2008)

*Tennessee’s Plan to Appoint Judges Takes Power Away from the Public*, THE TENNESSEAN (Mar. 14, 2008)

*Process of Picking Judges Broken*, CHATTANOOGA TIMES FREE PRESS (Feb. 27, 2008)

*Disorder in the Court*, LOS ANGELES TIMES (Jul. 11, 2007)

*Scalia’s Mistake*, NATIONAL LAW JOURNAL (Apr. 24, 2006)

*GM Backs Its Bottom Line*, DETROIT FREE PRESS (Mar. 19, 2003)

*Good for GM, Bad for Racial Fairness*, LOS ANGELES TIMES (Mar. 18, 2003)

*10 Percent Fraud*, WASHINGTON TIMES (Nov. 15, 2002)

## **OTHER PRESENTATIONS**

*Abstention*, Tennessee Attorney General's Office Continuing Legal Education, Nashville, TN (Apr. 13, 2022)

*Does the Way We Choose our Judges Affect Case Outcomes?*, American Legislative Exchange Council 2018 Annual Meeting, New Orleans, Louisiana (August 10, 2018) (panelist)

*Oversight of the Structure of the Federal Courts*, Subcommittee on Oversight, Agency Action, Federal Rights and Federal Courts, United States Senate, Washington, D.C. (July 31, 2018)

*Where Will Justice Scalia Rank Among the Most Influential Justices*, The Leo Bearman, Sr. American Inn of Court, Memphis, TN (Mar. 21, 2017)

*Bringing Justice Closer to the People: Examining Ideas for Restructuring the 9th Circuit*, Subcommittee on Courts, Intellectual Property, and the Internet, United States House of Representatives, Washington, D.C. (Mar. 16, 2017)

*Supreme Court Review 2016: Current Issues and Cases Update*, Nashville Bar Association, Nashville, TN (Sep. 15, 2016) (panelist)

*A Respected Judiciary—Balancing Independence and Accountability*, Florida Bar Annual Convention, Orlando, FL (June 16, 2016) (panelist)

*Future Amendments in the Pipeline: Rule 23*, Tennessee Bar Association, Nashville, TN (Dec. 2, 2015)

*The New Business of Law: Attorney Outsourcing, Legal Service Companies, and Commercial Litigation Funding*, Tennessee Bar Association, Nashville, TN (Nov. 12, 2014)

*Hedge Funds + Lawsuits = A Good Idea?*, Vanderbilt University Alumni Association, Washington, DC (Sep. 3, 2014)

*Judicial Selection in Historical and National Perspective*, Committee on the Judiciary, Kansas Senate (Jan. 16, 2013)

*The Practice that Never Sleeps: What's Happened to, and What's Next for, Class Actions*, ABA Annual Meeting, Chicago, IL (Aug. 3, 2012) (panelist)

*Life as a Supreme Court Law Clerk and Views on the Health Care Debate*, Exchange Club, Nashville, TN (Apr. 3, 2012)

*The Tennessee Judicial Selection Process—Shaping Our Future*, Tennessee Bar Association Leadership Law Retreat, Dickson, TN (Feb. 3, 2012) (panelist)

*Reexamining the Class Action Practice*, ABA National Institute on Class Actions, New York, NY (Oct. 14, 2011) (panelist)

*Judicial Selection in Kansas*, Committee on the Judiciary, Kansas House of Representatives (Feb. 16, 2011)

*Judicial Selection and the Tennessee Constitution*, Civil Practice and Procedure Subcommittee, Tennessee House of Representatives (Mar. 24, 2009)

*What Would Happen if the Judicial Selection and Evaluation Commissions Sunset?*, Civil Practice and Procedure Subcommittee, Tennessee House of Representatives (Feb. 24, 2009)

*Judicial Selection in Tennessee*, Chattanooga Bar Association, Chattanooga, TN (Feb. 27, 2008) (panelist)

*Ethical Implications of Tennessee's Judicial Selection Process*, Tennessee Bar Association, Nashville, TN (Dec. 12, 2007)

## **PROFESSIONAL ASSOCIATIONS**

Member, American Law Institute  
Referee, Journal of Legal Studies  
Referee, Journal of Law, Economics and Organization  
Referee, Journal of Empirical Legal Studies  
Referee, Supreme Court Economic Review  
Reviewer, Aspen Publishing  
Reviewer, Cambridge University Press  
Reviewer, University Press of Kansas  
Reviewer, Palgrave Macmillan  
Reviewer, Oxford University Press  
Reviewer, Routledge  
Member, American Bar Association  
Member, Tennessee Advisory Committee to the U.S. Commission on Civil Rights, 2009-2015  
Board of Directors, Tennessee Stonewall Bar Association, 2012-2022  
American Swiss Foundation Young Leaders' Conference, 2012  
Bar Admission, District of Columbia & California (inactive)

## **COMMUNITY ACTIVITIES**

Board of Directors, Beacon Center, 2018-present; Board of Directors, Nashville Ballet, 2011-2017 & 2019-2022; Nashville Talking Library for the Blind, 2008-2009



# EXHIBIT 2



*Journal of Empirical Legal Studies*

Volume 7, Issue 4, 811–846, December 2010

# An Empirical Study of Class Action Settlements and Their Fee Awards

*Brian T. Fitzpatrick\**

This article is a comprehensive empirical study of class action settlements in federal court. Although there have been prior empirical studies of federal class action settlements, these studies have either been confined to securities cases or have been based on samples of cases that were not intended to be representative of the whole (such as those settlements approved in published opinions). By contrast, in this article, I attempt to study every federal class action settlement from the years 2006 and 2007. As far as I am aware, this study is the first attempt to collect a complete set of federal class action settlements for any given year. I find that district court judges approved 688 class action settlements over this two-year period, involving nearly \$33 billion. Of this \$33 billion, roughly \$5 billion was awarded to class action lawyers, or about 15 percent of the total. Most judges chose to award fees by using the highly discretionary percentage-of-the-settlement method, and the fees awarded according to this method varied over a broad range, with a mean and median around 25 percent. Fee percentages were strongly and inversely associated with the size of the settlement. The age of the case at settlement was positively associated with fee percentages. There was some variation in fee percentages depending on the subject matter of the litigation and the geographic circuit in which the district court was located, with lower percentages in securities cases and in settlements from the Second and Ninth Circuits. There was no evidence that fee percentages were associated with whether the class action was certified as a settlement class or with the political affiliation of the judge who made the award.

## I. INTRODUCTION

Class actions have been the source of great controversy in the United States. Corporations fear them.<sup>1</sup> Policymakers have tried to corral them.<sup>2</sup> Commentators and scholars have

---

\*Vanderbilt Law School, 131 21st Ave. S., Nashville, TN 37203; email: brian.fitzpatrick@vanderbilt.edu.

Research for this article was supported by Vanderbilt's Cecil D. Branstetter Litigation & Dispute Resolution Program and Law & Business Program. I am grateful for comments I received from Dale Collins, Robin Effron, Ted Eisenberg, Deborah Hensler, Richard Nagareda, Randall Thomas, an anonymous referee for this journal, and participants at workshops at Vanderbilt Law School, the University of Minnesota Law School, the 2009 Meeting of the Midwestern Law and Economics Association, and the 2009 Conference on Empirical Legal Studies. I am also grateful for the research assistance of Drew Dörner, David Dunn, James Gottry, Chris Lantz, Gary Peebles, Keith Randall, Andrew Yi, and, especially, Jessica Pan.

<sup>1</sup>See, e.g., Robert W. Wood, *Defining Employees and Independent Contractors*, *Bus. L. Today* 45, 48 (May–June 2008).

<sup>2</sup>See Private Securities Litigation Reform Act (PSLRA) of 1995, Pub. L. No. 104-67, 109 Stat. 737 (codified as amended in scattered sections of 15 U.S.C.); Class Action Fairness Act of 2005, 28 U.S.C. §§ 1453, 1711–1715 (2006).

suggested countless ways to reform them.<sup>3</sup> Despite all the attention showered on class actions, and despite the excellent empirical work on class actions to date, the data that currently exist on how the class action system operates in the United States are limited. We do not know, for example, how much money changes hands in class action litigation every year. We do not know how much of this money goes to class action lawyers rather than class members. Indeed, we do not even know how many class action cases are resolved on an annual basis. To intelligently assess our class action system as well as whether and how it should be reformed, answers to all these questions are important. Answers to these questions are equally important to policymakers in other countries who are currently thinking about adopting U.S.-style class action devices.<sup>4</sup>

This article tries to answer these and other questions by reporting the results of an empirical study that attempted to gather all class action settlements approved by federal judges over a recent two-year period, 2006 and 2007. I use class action settlements as the basis of the study because, even more so than individual litigation, virtually all cases certified as class actions and not dismissed before trial end in settlement.<sup>5</sup> I use federal settlements as the basis of the study for practical reasons: it was easier to identify and collect settlements approved by federal judges than those approved by state judges. Systematic study of class action settlements in state courts must await further study;<sup>6</sup> these future studies are important because there may be more class action settlements in state courts than there are in federal court.<sup>7</sup>

This article attempts to make three contributions to the existing empirical literature on class action settlements. First, virtually all the prior empirical studies of federal class action settlements have either been confined to securities cases or have been based on samples of cases that were not intended to be representative of the whole (such as those settlements approved in published opinions). In this article, by contrast, I attempt to collect every federal class action settlement from the years 2006 and 2007. As far as I am aware, this study is the first to attempt to collect a complete set of federal class action settlements for

---

<sup>3</sup>See, e.g., Robert G. Bone, *Agreeing to Fair Process: The Problem with Contractarian Theories of Procedural Fairness*, 83 B.U.L. Rev. 485, 490–94 (2003); Allan Erbsen, *From “Predominance” to “Resolvability”: A New Approach to Regulating Class Actions*, 58 Vand. L. Rev. 995, 1080–81 (2005).

<sup>4</sup>See, e.g., Samuel Issacharoff & Geoffrey Miller, *Will Aggregate Litigation Come to Europe?*, 62 Vand. L. Rev. 179 (2009).

<sup>5</sup>See, e.g., Emery Lee & Thomas E. Willing, *Impact of the Class Action Fairness Act on the Federal Courts: Preliminary Findings from Phase Two’s Pre-CAFA Sample of Diversity Class Actions* 11 (Federal Judicial Center 2008); Tom Baker & Sean J. Griffith, *How the Merits Matter: D&O Insurance and Securities Settlements*, 157 U. Pa. L. Rev. 755 (2009).

<sup>6</sup>Empirical scholars have begun to study state court class actions in certain subject areas and in certain states. See, e.g., Robert B. Thompson & Randall S. Thomas, *The Public and Private Faces of Derivative Suits*, 57 Vand. L. Rev. 1747 (2004); Robert B. Thompson & Randall S. Thomas, *The New Look of Shareholder Litigation: Acquisition-Oriented Class Actions*, 57 Vand. L. Rev. 133 (2004); *Findings of the Study of California Class Action Litigation* (Administrative Office of the Courts) (First Interim Report, 2009).

<sup>7</sup>See Deborah R. Hensler et al., *Class Action Dilemmas: Pursuing Public Goals for Private Gain* 56 (2000).

any given year.<sup>8</sup> As such, this article allows us to see for the first time a complete picture of the cases that are settled in federal court. This includes aggregate annual statistics, such as how many class actions are settled every year, how much money is approved every year in these settlements, and how much of that money class action lawyers reap every year. It also includes how these settlements are distributed geographically as well as by litigation area, what sort of relief was provided in the settlements, how long the class actions took to reach settlement, and an analysis of what factors were associated with the fees awarded to class counsel by district court judges.

Second, because this article analyzes settlements that were approved in both published and unpublished opinions, it allows us to assess how well the few prior studies that looked beyond securities cases but relied only on published opinions capture the complete picture of class action settlements. To the extent these prior studies adequately capture the complete picture, it may be less imperative for courts, policymakers, and empirical scholars to spend the considerable resources needed to collect unpublished opinions in order to make sound decisions about how to design our class action system.

Third, this article studies factors that may influence district court judges when they award fees to class counsel that have not been studied before. For example, in light of the discretion district court judges have been delegated over fees under Rule 23, as well as the salience the issue of class action litigation has assumed in national politics, realist theories of judicial behavior would predict that Republican judges would award smaller fee percentages than Democratic judges. I study whether the political beliefs of district court judges are associated with the fees they award and, in doing so, contribute to the literature that attempts to assess the extent to which these beliefs influence the decisions of not just appellate judges, but trial judges as well. Moreover, the article contributes to the small but growing literature examining whether the ideological influences found in published judicial decisions persist when unpublished decisions are examined as well.

In Section II of this article, I briefly survey the existing empirical studies of class action settlements. In Section III, I describe the methodology I used to collect the 2006–2007 federal class action settlements and I report my findings regarding these settlements. District court judges approved 688 class action settlements over this two-year period, involving over \$33 billion. I report a number of descriptive statistics for these settlements, including the number of plaintiff versus defendant classes, the distribution of settlements by subject matter, the age of the case at settlement, the geographic distribution of settlements, the number of settlement classes, the distribution of relief across settlements, and various statistics on the amount of money involved in the settlements. It should be noted that despite the fact that the few prior studies that looked beyond securities settlements appeared to oversample larger settlements, much of the analysis set forth in this article is consistent with these prior studies. This suggests that scholars may not need to sample unpublished as well as published opinions in order to paint an adequate picture of class action settlements.

---

<sup>8</sup>Of course, I cannot be certain that I found every one of the class actions that settled in federal court over this period. Nonetheless, I am confident that if I did not find some, the number I did not find is small and would not contribute meaningfully to the data reported in this article.

In Section IV, I perform an analysis of the fees judges awarded to class action lawyers in the 2006–2007 settlements. All told, judges awarded nearly \$5 billion over this two-year period in fees and expenses to class action lawyers, or about 15 percent of the total amount of the settlements. Most federal judges chose to award fees by using the highly discretionary percentage-of-the-settlement method and, unsurprisingly, the fees awarded according to this method varied over a broad range, with a mean and median around 25 percent. Using regression analysis, I confirm prior studies and find that fee percentages are strongly and inversely associated with the size of the settlement. Further, I find that the age of the case is positively associated with fee percentages but that the percentages were not associated with whether the class action was certified as a settlement class. There also appeared to be some variation in fee percentages depending on the subject matter of the litigation and the geographic circuit in which the district court was located. Fee percentages in securities cases were lower than the percentages in some but not all other areas, and district courts in some circuits—the Ninth and the Second (in securities cases)—awarded lower fee percentages than courts in many other circuits. Finally, the regression analysis did not confirm the realist hypothesis: there was no association between fee percentage and the political beliefs of the judge in any regression.

## II. PRIOR EMPIRICAL STUDIES OF CLASS ACTION SETTLEMENTS

There are many existing empirical studies of federal securities class action settlements.<sup>9</sup> Studies of securities settlements have been plentiful because for-profit organizations maintain lists of all federal securities class action settlements for the benefit of institutional investors that are entitled to file claims in these settlements.<sup>10</sup> Using these data, studies have shown that since 2005, for example, there have been roughly 100 securities class action settlements in federal court each year, and these settlements have involved between \$7 billion and \$17 billion per year.<sup>11</sup> Scholars have used these data to analyze many different aspects of these settlements, including the factors that are associated with the percentage of

---

<sup>9</sup>See, e.g., James D. Cox & Randall S. Thomas, Does the Plaintiff Matter? An Empirical Analysis of Lead Plaintiffs in Securities Class Actions, 106 Colum. L. Rev. 1587 (2006); James D. Cox, Randall S. Thomas & Lynn Bai, There are Plaintiffs and . . . there are Plaintiffs: An Empirical Analysis of Securities Class Action Settlements, 61 Vand. L. Rev. 355 (2008); Theodore Eisenberg, Geoffrey Miller & Michael A. Perino, A New Look at Judicial Impact: Attorneys' Fees in Securities Class Actions after *Goldberger v. Integrated Resources, Inc.*, 29 Wash. U.J.L. & Pol'y 5 (2009); Michael A. Perino, Markets and Monitors: The Impact of Competition and Experience on Attorneys' Fees in Securities Class Actions (St. John's Legal Studies, Research Paper No. 06-0034, 2006), available at <<http://ssrn.com/abstract=870577>> [hereinafter Perino, Markets and Monitors]; Michael A. Perino, The Milberg Weiss Prosecution: No Harm, No Foul? (St. John's Legal Studies, Research Paper No. 08-0135, 2008), available at <[http://papers.ssrn.com/sol3/papers.cfm?abstract\\_id=1133995](http://papers.ssrn.com/sol3/papers.cfm?abstract_id=1133995)> [hereinafter Perino, Milberg Weiss].

<sup>10</sup>See, e.g., RiskMetrics Group, available at <<http://www.riskmetrics.com/scas>>.

<sup>11</sup>See Cornerstone Research, Securities Class Action Settlements: 2007 Review and Analysis 1 (2008), available at <[http://securities.stanford.edu/Settlements/REVIEW\\_1995-2007/Settlements\\_Through\\_12\\_2007.pdf](http://securities.stanford.edu/Settlements/REVIEW_1995-2007/Settlements_Through_12_2007.pdf)>.

the settlements that courts have awarded to class action lawyers.<sup>12</sup> These studies have found that the mean and median fees awarded by district court judges are between 20 percent and 30 percent of the settlement amount.<sup>13</sup> These studies have also found that a number of factors are associated with the percentage of the settlement awarded as fees, including (inversely) the size of the settlement, the age of the case, whether a public pension fund was the lead plaintiff, and whether certain law firms were class counsel.<sup>14</sup> None of these studies has examined whether the political affiliation of the federal district court judge awarding the fees was associated with the size of awards.

There are no comparable organizations that maintain lists of nonsecurities class action settlements. As such, studies of class action settlements beyond the securities area are much rarer and, when they have been done, rely on samples of settlements that were not intended to be representative of the whole. The two largest studies of class action settlements not limited to securities class actions are a 2004 study by Ted Eisenberg and Geoff Miller,<sup>15</sup> which was recently updated to include data through 2008,<sup>16</sup> and a 2003 study by Class Action Reports.<sup>17</sup> The Eisenberg-Miller studies collected data from class action settlements in both state and federal courts found from court opinions published in the Westlaw and Lexis databases and checked against lists maintained by the CCH Federal Securities and Trade Regulation Reporters. Through 2008, their studies have now identified 689 settlements over a 16-year period, or less than 45 settlements per year.<sup>18</sup> Over this 16-year period, their studies found that the mean and median settlement amounts were, respectively, \$116 million and \$12.5 million (in 2008 dollars), and that the mean and median fees awarded by district courts were 23 percent and 24 percent of the settlement, respectively.<sup>19</sup> Their studies also performed an analysis of fee percentages and fee awards. For the data through 2002, they found that the percentage of the settlement awarded as fees was associated with the size of the settlement (inversely), the age of the case, and whether the

---

<sup>12</sup>See, e.g., Eisenberg, Miller & Perino, *supra* note 9, at 17–24, 28–36; Perino, *Markets and Monitors*, *supra* note 9, at 12–28, 39–44; Perino, Milberg Weiss, *supra* note 9, at 32–33, 39–60.

<sup>13</sup>See, e.g., Eisenberg, Miller & Perino, *supra* note 9, at 17–18, 22, 28, 33; Perino, *Markets and Monitors*, *supra* note 9, at 20–21, 40; Perino, Milberg Weiss, *supra* note 9, at 32–33, 51–53.

<sup>14</sup>See, e.g., Eisenberg, Miller & Perino, *supra* note 9, at 14–24, 29–30, 33–34; Perino, *Markets and Monitors*, *supra* note 9, at 20–28, 41; Perino, Milberg Weiss, *supra* note 9, at 39–58.

<sup>15</sup>See Theodore Eisenberg & Geoffrey Miller, *Attorney Fees in Class Action Settlements: An Empirical Study*, 1 J. Empirical Legal Stud. 27 (2004).

<sup>16</sup>See Theodore Eisenberg & Geoffrey Miller, *Attorneys' Fees and Expenses in Class Action Settlements: 1993–2008*, 7 J. Empirical Legal Stud. 248 (2010) [hereinafter Eisenberg & Miller II].

<sup>17</sup>See Stuart J. Logan, Jack Moshman & Beverly C. Moore, Jr., *Attorney Fee Awards in Common Fund Class Actions*, 24 Class Action Rep. 169 (Mar.–Apr. 2003).

<sup>18</sup>See Eisenberg & Miller II, *supra* note 16, at 251.

<sup>19</sup>*Id.* at 258–59.

district court went out of its way to comment on the level of risk that class counsel had assumed in pursuing the case.<sup>20</sup> For the data through 2008, they regressed only fee awards and found that the awards were inversely associated with the size of the settlement, that state courts gave lower awards than federal courts, and that the level of risk was still associated with larger awards.<sup>21</sup> Their studies have not examined whether the political affiliations of the federal district court judges awarding fees were associated with the size of the awards.

The Class Action Reports study collected data on 1,120 state and federal settlements over a 30-year period, or less than 40 settlements per year.<sup>22</sup> Over the same 10-year period analyzed by the Eisenberg-Miller study, the Class Action Reports data found mean and median settlements of \$35.4 and \$7.6 million (in 2002 dollars), as well as mean and median fee percentages between 25 percent and 30 percent.<sup>23</sup> Professors Eisenberg and Miller performed an analysis of the fee awards in the Class Action Reports study and found the percentage of the settlement awarded as fees was likewise associated with the size of the settlement (inversely) and the age of the case.<sup>24</sup>

### III. FEDERAL CLASS ACTION SETTLEMENTS, 2006 AND 2007

As far as I am aware, there has never been an empirical study of all federal class action settlements in a particular year. In this article, I attempt to make such a study for two recent years: 2006 and 2007. To compile a list of all federal class settlements in 2006 and 2007, I started with one of the aforementioned lists of securities settlements, the one maintained by RiskMetrics, and I supplemented this list with settlements that could be found through three other sources: (1) broad searches of district court opinions in the Westlaw and Lexis databases,<sup>25</sup> (2) four reporters of class action settlements—*BNA Class Action Litigation Report*, *Mealey's Jury Verdicts and Settlements*, *Mealey's Litigation Report*, and the *Class Action World* website<sup>26</sup>—and (3) a list from the Administrative Office of Courts of all district court cases

---

<sup>20</sup>See Eisenberg & Miller, *supra* note 15, at 61–62.

<sup>21</sup>See Eisenberg & Miller II, *supra* note 16, at 278.

<sup>22</sup>See Eisenberg & Miller, *supra* note 15, at 34.

<sup>23</sup>*Id.* at 47, 51.

<sup>24</sup>*Id.* at 61–62.

<sup>25</sup>The searches consisted of the following terms: (“class action” & (settle! /s approv! /s (2006 2007))); (((counsel attorney) /s fee /s award!) & (settle! /s (2006 2007)) & “class action”); (“class action” /s settle! & da(aft 12/31/2005 & bef 1/1/2008)); (“class action” /s (fair reasonable adequate) & da(aft 12/31/2005 & bef 1/1/2008)).

<sup>26</sup>See <<http://classactionworld.com/>>.

coded as class actions that terminated by settlement between 2005 and 2008.<sup>27</sup> I then removed any duplicate cases and examined the docket sheets and court orders of each of the remaining cases to determine whether the cases were in fact certified as class actions under either Rule 23, Rule 23.1, or Rule 23.2.<sup>28</sup> For each of the cases verified as such, I gathered the district court's order approving the settlement, the district court's order awarding attorney fees, and, in many cases, the settlement agreements and class counsel's motions for fees, from electronic databases (such as Westlaw or PACER) and, when necessary, from the clerk's offices of the various federal district courts. In this section, I report the characteristics of the settlements themselves; in the next section, I report the characteristics of the attorney fees awarded to class counsel by the district courts that approved the settlements.

#### A. Number of Settlements

I found 688 settlements approved by federal district courts during 2006 and 2007 using the methodology described above. This is almost the exact same number the Eisenberg-Miller study found over a 16-year period in both federal *and* state court. Indeed, the number of annual settlements identified in this study is *several times* the number of annual settlements that have been identified in any prior empirical study of class action settlements. Of the 688 settlements I found, 304 were approved in 2006 and 384 were approved in 2007.<sup>29</sup>

#### B. Defendant Versus Plaintiff Classes

Although Rule 23 permits federal judges to certify either a class of plaintiffs or a class of defendants, it is widely assumed that it is extremely rare for courts to certify defendant classes.<sup>30</sup> My findings confirm this widely held assumption. Of the 688 class action settlements approved in 2006 and 2007, 685 involved plaintiff classes and only three involved

---

<sup>27</sup>I examined the AO lists in the year before and after the two-year period under investigation because the termination date recorded by the AO was not necessarily the same date the district court approved the settlement.

<sup>28</sup>See Fed. R. Civ. P. 23, 23.1, 23.2. I excluded from this analysis opt-in collective actions, such as those brought pursuant to the provisions of the Fair Labor Standards Act (see 29 U.S.C. § 216(b)), if such actions did not also include claims certified under the opt-out mechanism in Rule 23.

<sup>29</sup>A settlement was assigned to a particular year if the district court judge's order approving the settlement was dated between January 1 and December 31 of that year. Cases involving multiple defendants sometimes settled over time because defendants would settle separately with the plaintiff class. All such partial settlements approved by the district court on the same date were treated as one settlement. Partial settlements approved by the district court on different dates were treated as different settlements.

<sup>30</sup>See, e.g., Robert H. Klonoff, Edward K.M. Bilich & Suzette M. Malveaux, *Class Actions and Other Multi-Party Litigation: Cases and Materials* 1061 (2d ed. 2006).



defendant classes. All three of the defendant-class settlements were in employment benefits cases, where companies sued classes of current or former employees.<sup>31</sup>

### C. Settlement Subject Areas

Although courts are free to certify Rule 23 classes in almost any subject area, it is widely assumed that securities settlements dominate the federal class action docket.<sup>32</sup> At least in terms of the number of settlements, my findings reject this conventional wisdom. As Table 1 shows, although securities settlements comprised a large percentage of the 2006 and 2007 settlements, they did not comprise a majority of those settlements. As one would have

Table 1: The Number of Class Action Settlements Approved by Federal Judges in 2006 and 2007 in Each Subject Area

<i>Subject Matter</i>	<i>Number of Settlements</i>	
	<i>2006</i>	<i>2007</i>
Securities	122 (40%)	135 (35%)
Labor and employment	41 (14%)	53 (14%)
Consumer	40 (13%)	47 (12%)
Employee benefits	23 (8%)	38 (10%)
Civil rights	24 (8%)	37 (10%)
Debt collection	19 (6%)	23 (6%)
Antitrust	13 (4%)	17 (4%)
Commercial	4 (1%)	9 (2%)
Other	18 (6%)	25 (6%)
Total	304	384

NOTE: Securities: cases brought under federal and state securities laws. Labor and employment: workplace claims brought under either federal or state law, with the exception of ERISA cases. Consumer: cases brought under the Fair Credit Reporting Act as well as cases for consumer fraud and the like. Employee benefits: ERISA cases. Civil rights: cases brought under 42 U.S.C. § 1983 or cases brought under the Americans with Disabilities Act seeking nonworkplace accommodations. Debt collection: cases brought under the Fair Debt Collection Practices Act. Antitrust: cases brought under federal or state antitrust laws. Commercial: cases between businesses, excluding antitrust cases. Other: includes, among other things, derivative actions against corporate managers and directors, environmental suits, insurance suits, Medicare and Medicaid suits, product liability suits, and mass tort suits.

SOURCES: Westlaw, PACER, district court clerks' offices.

<sup>31</sup>See *Halliburton Co. v. Graves*, No. 04-00280 (S.D. Tex., Sept. 28, 2007); *Rexam, Inc. v. United Steel Workers of Am.*, No. 03-2998 (D. Minn. Aug. 29, 2007); *Rexam, Inc. v. United Steel Workers of Am.*, No. 03-2998 (D. Minn. Sept. 17, 2007).

<sup>32</sup>See, e.g., John C. Coffee, Jr., *Reforming the Security Class Action: An Essay on Deterrence and its Implementation*, 106 *Colum. L. Rev.* 1534, 1539–40 (2006) (describing securities class actions as “the 800-pound gorilla that dominates and overshadows other forms of class actions”).

expected in light of Supreme Court precedent over the last two decades,<sup>33</sup> there were almost no mass tort class actions (included in the “Other” category) settled over the two-year period.

Although the Eisenberg-Miller study through 2008 is not directly comparable on the distribution of settlements across litigation subject areas—because its state and federal court data cannot be separated (more than 10 percent of the settlements were from state court<sup>34</sup>) and because it excludes settlements in fee-shifting cases—their study through 2008 is the best existing point of comparison. Interestingly, despite the fact that state courts were included in their data, their study through 2008 found about the same percentage of securities cases (39 percent) as my 2006–2007 data set shows.<sup>35</sup> However, their study found many more consumer (18 percent) and antitrust (10 percent) cases, while finding many fewer labor and employment (8 percent), employee benefits (6 percent), and civil rights (3 percent) cases.<sup>36</sup> This is not unexpected given their reliance on published opinions and their exclusion of fee-shifting cases.

#### D. Settlement Classes

The Federal Rules of Civil Procedure permit parties to seek certification of a suit as a class action for settlement purposes only.<sup>37</sup> When the district court certifies a class in such circumstances, the court need not consider whether it would be manageable to try the litigation as a class.<sup>38</sup> So-called settlement classes have always been more controversial than classes certified for litigation because they raise the prospect that, at least where there are competing class actions filed against the same defendant, the defendant could play class counsel off one another to find the one willing to settle the case for the least amount of money.<sup>39</sup> Prior to the Supreme Court’s 1997 opinion in *Amchem Products, Inc. v. Windsor*,<sup>40</sup> it was uncertain whether the Federal Rules even permitted settlement classes. It may therefore be a bit surprising to learn that 68 percent of the federal settlements in 2006 and 2007 were settlement classes. This percentage is higher than the percentage found in the Eisenberg-Miller studies, which found that only 57 percent of class action settlements in

---

<sup>33</sup>See, e.g., Samuel Issacharoff, *Private Claims, Aggregate Rights*, 2008 Sup. Ct. Rev. 183, 208.

<sup>34</sup>See Eisenberg & Miller II, *supra* note 16, at 257.

<sup>35</sup>*Id.* at 262.

<sup>36</sup>*Id.*

<sup>37</sup>See Martin H. Redish, *Settlement Class Actions, The Case-or-Controversy Requirement, and the Nature of the Adjudicatory Process*, 73 U. Chi. L. Rev. 545, 553 (2006).

<sup>38</sup>See *Amchem Prods., Inc v Windsor*, 521 U.S. 591, 620 (1997).

<sup>39</sup>See Redish, *supra* note 368, at 557–59.

<sup>40</sup>521 U.S. 591 (1997).

state and federal court between 2003 and 2008 were settlement classes.<sup>41</sup> It should be noted that the distribution of litigation subject areas among the settlement classes in my 2006–2007 federal data set did not differ much from the distribution among nonsettlement classes, with two exceptions. One exception was consumer cases, which were nearly three times as prevalent among settlement classes (15.9 percent) as among nonsettlement classes (5.9 percent); the other was civil rights cases, which were four times as prevalent among nonsettlement classes (18.0 percent) as among settlements classes (4.5 percent). In light of the skepticism with which the courts had long treated settlement classes, one might have suspected that courts would award lower fee percentages in such settlements. Nonetheless, as I report in Section III, whether a case was certified as a settlement class was not associated with the fee percentages awarded by federal district court judges.

### *E. The Age at Settlement*

One interesting question is how long class actions were litigated before they reached settlement. Unsurprisingly, cases reached settlement over a wide range of ages.<sup>42</sup> As shown in Table 2, the average time to settlement was a bit more than three years (1,196 days) and the median time was a bit under three years (1,068 days). The average and median ages here are similar to those found in the Eisenberg-Miller study through 2002, which found averages of 3.35 years in fee-shifting cases and 2.86 years in non-fee-shifting cases, and

Table 2: The Number of Days, 2006–2007, Federal Class Action Cases Took to Reach Settlement in Each Subject Area

<i>Subject Matter</i>	<i>Average</i>	<i>Median</i>	<i>Minimum</i>	<i>Maximum</i>
Securities	1,438	1,327	392	3,802
Labor and employment	928	786	105	2,497
Consumer	963	720	127	4,961
Employee benefits	1,162	1,161	164	3,157
Civil rights	1,373	1,360	181	3,354
Debt collection	738	673	223	1,973
Antitrust	1,140	1,167	237	2,480
Commercial	1,267	760	163	5,443
Other	1,065	962	185	3,620
All	1,196	1,068	105	5,443

SOURCE: PACER.

<sup>41</sup>See Eisenberg & Miller II, *supra* note 16, at 266.

<sup>42</sup>The age of the case was calculated by subtracting the date the relevant complaint was filed from the date the settlement was approved by the district court judge. The dates were taken from PACER. For consolidated cases, I used the date of the earliest complaint. If the case had been transferred, consolidated, or removed, the date the complaint was filed was not always available from PACER. In such cases, I used the date the case was transferred, consolidated, or removed as the start date.

medians of 4.01 years in fee-shifting cases and 3.0 years in non-fee-shifting cases.<sup>43</sup> Their study through 2008 did not report case ages.

The shortest time to settlement was 105 days in a labor and employment case.<sup>44</sup> The longest time to settlement was nearly 15 years (5,443 days) in a commercial case.<sup>45</sup> The average and median time to settlement varied significantly by litigation subject matter, with securities cases generally taking the longest time and debt collection cases taking the shortest time. Labor and employment cases and consumer cases also settled relatively early.

#### *F. The Location of Settlements*

The 2006–2007 federal class action settlements were not distributed across the country in the same way federal civil litigation is in general. As Figure 1 shows, some of the geographic circuits attracted much more class action attention than we would expect based on their docket size, and others attracted much less. In particular, district courts in the First, Second, Seventh, and Ninth Circuits approved a much larger share of class action settlements than the share of all civil litigation they resolved, with the First, Second, and Seventh Circuits approving nearly double the share and the Ninth Circuit approving one-and-one-half times the share. By contrast, the shares of class action settlements approved by district courts in the Fifth and Eighth Circuits were less than one-half of their share of all civil litigation, with the Third, Fourth, and Eleventh Circuits also exhibiting significant underrepresentation.

With respect to a comparison with the Eisenberg-Miller studies, their federal court data through 2008 can be separated from their state court data on the question of the geographic distribution of settlements, and there are some significant differences between their federal data and the numbers reflected in Figure 1. Their study reported considerably higher proportions of settlements than I found from the Second (23.8 percent), Third (19.7 percent), Eighth (4.8 percent), and D.C. (3.3 percent) Circuits, and considerably lower proportions from the Fourth (1.3 percent), Seventh (6.8 percent), and Ninth (16.6 percent) Circuits.<sup>46</sup>

Figure 2 separates the class action settlement data in Figure 1 into securities and nonsecurities cases. Figure 2 suggests that the overrepresentation of settlements in the First and Second Circuits is largely attributable to securities cases, whereas the overrepresentation in the Seventh Circuit is attributable to nonsecurities cases, and the overrepresentation in the Ninth is attributable to both securities and nonsecurities cases.

It is interesting to ask why some circuits received more class action attention than others. One hypothesis is that class actions are filed in circuits where class action lawyers

---

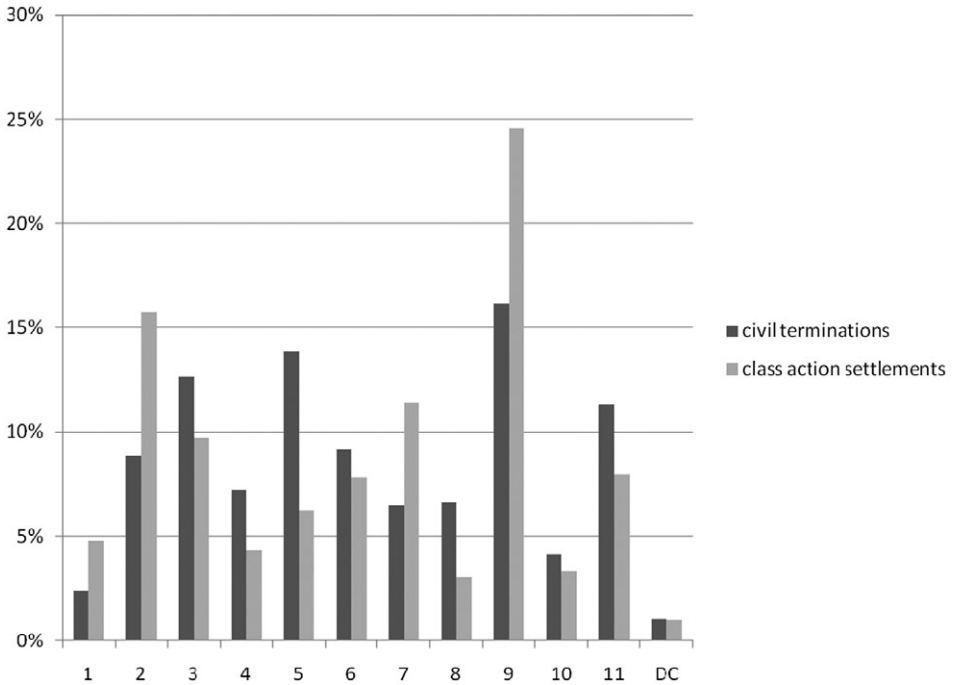
<sup>43</sup>See Eisenberg & Miller, *supra* note 15, at 59–60.

<sup>44</sup>See *Clemmons v. Rent-a-Center W., Inc.*, No. 05-6307 (D. Or. Jan. 20, 2006).

<sup>45</sup>See *Allapattah Servs. Inc. v. Exxon Corp.*, No. 91-0986 (S.D. Fla. Apr. 7, 2006).

<sup>46</sup>See Eisenberg & Miller II, *supra* note 16, at 260.

Figure 1: The percentage of 2006–2007 district court civil terminations and class action settlements in each federal circuit.



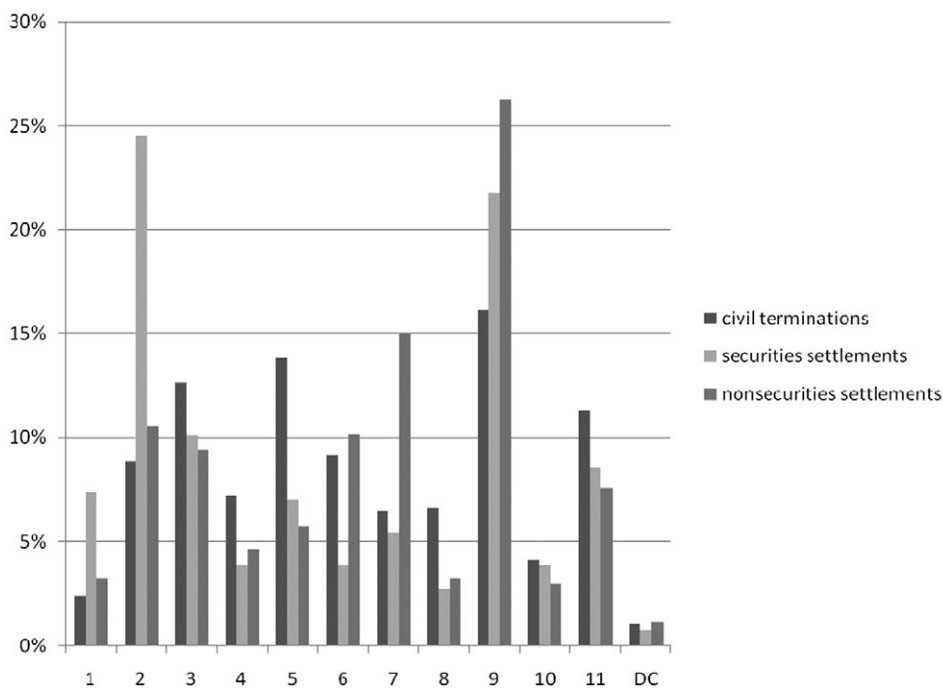
SOURCES: PACER, Statistical Tables for the Federal Judiciary 2006 & 2007 (available at <<http://www.uscourts.gov/stats/index.html>>).

believe they can find favorable law or favorable judges. Federal class actions often involve class members spread across multiple states and, as such, class action lawyers may have a great deal of discretion over the district in which file suit.<sup>47</sup> One way law or judges may be favorable to class action attorneys is with regard to attorney fees. In Section III, I attempt to test whether district court judges in the circuits with the most over- and undersubscribed class action dockets award attorney fees that would attract or discourage filings there; I find no evidence that they do.

Another hypothesis is that class action suits are settled in jurisdictions where defendants are located. This might be the case because although class action lawyers may have discretion over where to file, venue restrictions might ultimately restrict cases to jurisdic-

<sup>47</sup>See Samuel Issacharoff & Richard Nagareda, *Class Settlements Under Attack*, 156 U. Pa. L. Rev. 1649, 1662 (2008).

Figure 2: The percentage of 2006–2007 district court civil terminations and class action settlements in each federal circuit.



SOURCES: PACER, Statistical Tables for the Federal Judiciary 2006 & 2007 (available at <<http://www.uscourts.gov/stats/index.html>>).

tions in which defendants have their corporate headquarters or other operations.<sup>48</sup> This might explain why the Second Circuit, with the financial industry in New York, sees so many securities suits, and why other circuits with cities with a large corporate presence, such as the First (Boston), Seventh (Chicago), and Ninth (Los Angeles and San Francisco), see more settlements than one would expect based on the size of their civil dockets.

Another hypothesis might be that class action lawyers file cases wherever it is most convenient for them to litigate the cases—that is, in the cities in which their offices are located. This, too, might explain the Second Circuit's overrepresentation in securities settlements, with prominent securities firms located in New York, as well as the

<sup>48</sup>See 28 U.S.C. §§ 1391, 1404, 1406, 1407. See also *Foster v. Nationwide Mut. Ins. Co.*, No. 07-04928, 2007 U.S. Dist. LEXIS 95240 at \*2–17 (N.D. Cal. Dec. 14, 2007) (transferring venue to jurisdiction where defendant's corporate headquarters were located). One prior empirical study of securities class action settlements found that 85 percent of such cases are filed in the home circuit of the defendant corporation. See James D. Cox, Randall S. Thomas & Lynn Bai, Do Differences in Pleading Standards Cause Forum Shopping in Securities Class Actions?: Doctrinal and Empirical Analyses, 2009 Wis. L. Rev. 421, 429, 440, 450–51 (2009).

overrepresentation of other settlements in some of the circuits in which major metropolitan areas with prominent plaintiffs' firms are found.

### G. Type of Relief

Under Rule 23, district court judges can certify class actions for injunctive or declaratory relief, for money damages, or for a combination of the two.<sup>49</sup> In addition, settlements can provide money damages both in the form of cash as well as in the form of in-kind relief, such as coupons to purchase the defendant's products.<sup>50</sup>

As shown in Table 3, the vast majority of class actions settled in 2006 and 2007 provided cash relief to the class (89 percent), but a substantial number also provided in-kind relief (6 percent) or injunctive or declaratory relief (23 percent). As would be

Table 3: The Percentage of 2006 and 2007 Class Action Settlements Providing Each Type of Relief in Each Subject Area

<i>Subject Matter</i>	<i>Cash</i>	<i>In-Kind Relief</i>	<i>Injunctive or Declaratory Relief</i>
Securities ( <i>n</i> = 257)	100%	0%	2%
Labor and employment ( <i>n</i> = 94)	95%	6%	29%
Consumer ( <i>n</i> = 87)	74%	30%	37%
Employee benefits ( <i>n</i> = 61)	90%	0%	34%
Civil rights ( <i>n</i> = 61)	49%	2%	75%
Debt collection ( <i>n</i> = 42)	98%	0%	12%
Antitrust ( <i>n</i> = 30)	97%	13%	7%
Commercial ( <i>n</i> = 13)	92%	0%	62%
Other ( <i>n</i> = 43)	77%	7%	33%
All ( <i>n</i> = 688)	89%	6%	23%

NOTE: Cash: cash, securities, refunds, charitable contributions, contributions to employee benefit plans, forgiven debt, relinquishment of liens or claims, and liquidated repairs to property. In-kind relief: vouchers, coupons, gift cards, warranty extensions, merchandise, services, and extended insurance policies. Injunctive or declaratory relief: modification of terms of employee benefit plans, modification of compensation practices, changes in business practices, capital improvements, research, and unliquidated repairs to property.

SOURCES: Westlaw, PACER, district court clerks' offices.

<sup>49</sup>See Fed. R. Civ. P. 23(b).

<sup>50</sup>These coupon settlements have become very controversial in recent years, and Congress discouraged them in the Class Action Fairness Act of 2005 by tying attorney fees to the value of coupons that were ultimately redeemed by class members as opposed to the value of coupons offered class members. See 28 U.S.C. § 1712.

expected in light of the focus on consumer cases in the debate over the anti-coupon provision in the Class Action Fairness Act of 2005,<sup>51</sup> consumer cases had the greatest percentage of settlements providing for in-kind relief (30 percent). Civil rights cases had the greatest percentage of settlements providing for injunctive or declaratory relief (75 percent), though almost half the civil rights cases also provided some cash relief (49 percent). The securities settlements were quite distinctive from the settlements in other areas in their singular focus on cash relief: every single securities settlement provided cash to the class and almost none provided in-kind, injunctive, or declaratory relief. This is but one example of how the focus on securities settlements in the prior empirical scholarship can lead to a distorted picture of class action litigation.

#### H. Settlement Money

Although securities settlements did not comprise the majority of federal class action settlements in 2006 and 2007, they did comprise the majority of the money—indeed, the *vast majority* of the money—involved in class action settlements. In Table 4, I report the total amount of ascertainable value involved in the 2006 and 2007 settlements. This amount

Table 4: The Total Amount of Money Involved in Federal Class Action Settlements in 2006 and 2007

Subject Matter	Total Ascertainable Monetary Value in Settlements (and Percentage of Overall Annual Total)			
	2006 (n = 304)		2007 (n = 384)	
Securities	\$16,728	76%	\$8,038	73%
Labor and employment	\$266.5	1%	\$547.7	5%
Consumer	\$517.3	2%	\$732.8	7%
Employee benefits	\$443.8	2%	\$280.8	3%
Civil rights	\$265.4	1%	\$81.7	1%
Debt collection	\$8.9	<1%	\$5.7	<1%
Antitrust	\$1,079	5%	\$660.5	6%
Commercial	\$1,217	6%	\$124.0	1%
Other	\$1,568	7%	\$592.5	5%
Total	\$22,093	100%	\$11,063	100%

NOTE: Dollar amounts are in millions. Includes all determinate payments in cash or cash equivalents (such as marketable securities), including attorney fees and expenses, as well as any in-kind relief (such as coupons) or injunctive relief that was valued by the district court.

SOURCES: Westlaw, PACER, district court clerks' offices.

<sup>51</sup>See, e.g., 151 Cong. Rec. H723 (2005) (statement of Rep. Sensenbrenner) (arguing that consumers are “seeing all of their gains go to attorneys and them just getting coupon settlements from the people who have allegedly done them wrong”).



includes all determinate<sup>52</sup> payments in cash or cash equivalents (such as marketable securities), including attorney fees and expenses, as well as any in-kind relief (such as coupons) or injunctive relief that was valued by the district court.<sup>53</sup> I did not attempt to assign a value to any relief that was not valued by the district court (even if it may have been valued by class counsel). It should be noted that district courts did not often value in-kind or injunctive relief—they did so only 18 percent of the time—and very little of Table 4—only \$1.3 billion, or 4 percent—is based on these valuations. It should also be noted that the amounts in Table 4 reflect only what defendants *agreed to pay*; they do not reflect the amounts that defendants *actually paid* after the claims administration process concluded. Prior empirical research has found that, depending on how settlements are structured (e.g., whether they awarded a fixed amount of money to each class member who eventually files a valid claim or a pro rata amount of a fixed settlement to each class member), defendants can end up paying much less than they agreed.<sup>54</sup>

Table 4 shows that in both years, around three-quarters of all the money involved in federal class action settlements came from securities cases. Thus, in this sense, the conventional wisdom about the dominance of securities cases in class action litigation is correct. Figure 3 is a graphical representation of the contribution each litigation area made to the total number and total amount of money involved in the 2006–2007 settlements.

Table 4 also shows that, in total, over \$33 billion was approved in the 2006–2007 settlements. Over \$22 billion was approved in 2006 and over \$11 billion in 2007. It should be emphasized again that the totals in Table 4 understate the amount of money defendants agreed to pay in class action settlements in 2006 and 2007 because they exclude the unascertainable value of those settlements. This understatement disproportionately affects litigation areas, such as civil rights, where much of the relief is injunctive because, as I noted, very little of such relief was valued by district courts. Nonetheless, these numbers are, as far as I am aware, the first attempt to calculate how much money is involved in federal class action settlements in a given year.

The significant discrepancy between the two years is largely attributable to the 2006 securities settlement related to the collapse of Enron, which totaled \$6.6 billion, as well as to the fact that seven of the eight 2006–2007 settlements for more than \$1 billion were approved in 2006.<sup>55</sup> Indeed, it is worth noting that the eight settlements for more than \$1

---

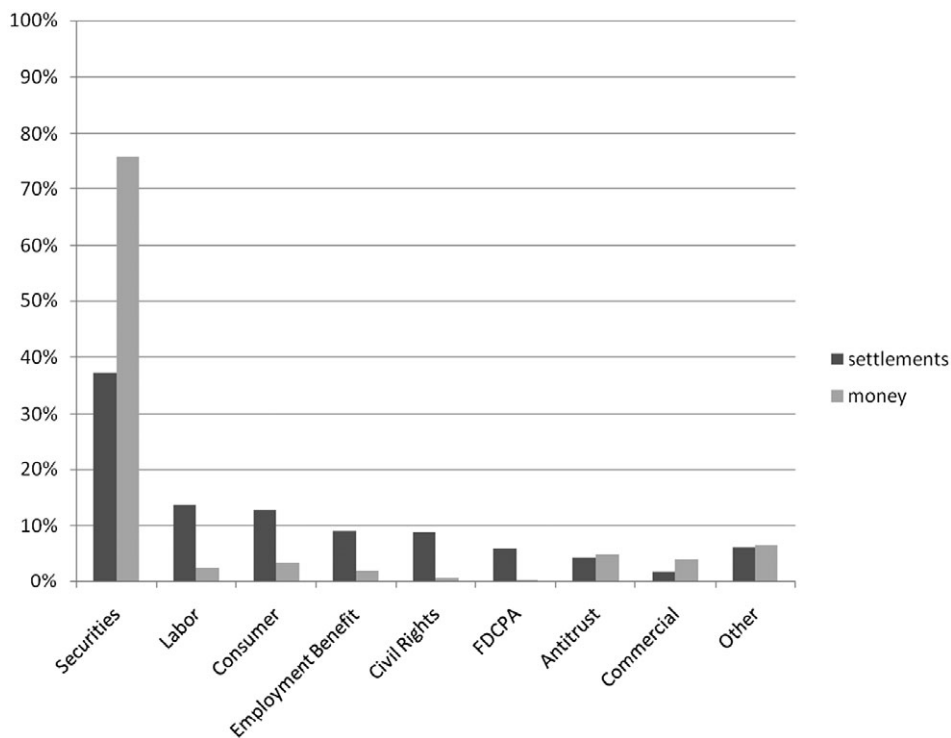
<sup>52</sup>For example, I excluded awards of a fixed amount of money to each class member who eventually filed a valid claim (as opposed to settlements that awarded a pro rata amount of a fixed settlement to each class member) if the total amount of money set aside to pay the claims was not set forth in the settlement documents.

<sup>53</sup>In some cases, the district court valued the relief in the settlement over a range. In these cases, I used the middle point in the range.

<sup>54</sup>See Hensler et al., *supra* note 7, at 427–30.

<sup>55</sup>See *In re Enron Corp. Secs. Litig.*, MDL 1446 (S.D. Tex. May 24, 2006) (\$6,600,000,000); *In re Tyco Int'l Ltd. Multidistrict Litig.*, MDL 02-1335 (D.N.H. Dec. 19, 2007) (\$3,200,000,000); *In re AOL Time Warner, Inc. Secs. & "ERISA" Litig.*, MDL 1500 (S.D.N.Y. Apr. 6, 2006) (\$2,500,000,000); *In re: Diet Drugs Prods. Liab. Litig.*, MDL 1203 (E.D. Pa. May 24, 2006) (\$1,275,000,000); *In re Nortel Networks Corp. Secs. Litig. (Nortel I)*, No. 01-1855 (S.D.N.Y. Dec. 26, 2006) (\$1,142,780,000); *In re Royal Ahold N.V. Secs. & ERISA Litig.*, 03-1539 (D. Md. Jun. 16, 2006)

Figure 3: The percentage of 2006–2007 federal class action settlements and settlement money from each subject area.



SOURCES: Westlaw, PACER, district court clerks' offices.

billion accounted for almost \$18 billion of the \$33 billion that changed hands over the two-year period. That is, a mere 1 percent of the settlements comprised over 50 percent of the value involved in federal class action settlements in 2006 and 2007. To give some sense of the distribution of settlement size in the 2006–2007 data set, Table 5 sets forth the number of settlements with an ascertainable value beyond fee, expense, and class-representative incentive awards (605 out of the 688 settlements). Nearly two-thirds of all settlements fell below \$10 million.

Given the disproportionate influence exerted by securities settlements on the total amount of money involved in class actions, it is unsurprising that the average securities settlement involved more money than the average settlement in most of the other subject areas. These numbers are provided in Table 6, which includes, again, only the settlements

---

(\$1,100,000,000); *Allapattah Servs. Inc. v. Exxon Corp.*, No. 91-0986 (S.D. Fla. Apr. 7, 2006) (\$1,075,000,000); *In re Nortel Networks Corp. Secs. Litig. (Nortel II)*, No. 05-1659 (S.D.N.Y. Dec. 26, 2006) (\$1,074,270,000).

Table 5: The Distribution by Size of 2006–2007 Federal Class Action Settlements with Ascertainable Value

<i>Settlement Size (in Millions)</i>	<i>Number of Settlements</i>
[\$0 to \$1]	131 (21.7%)
(\$1 to \$10]	261 (43.1%)
(\$10 to \$50]	139 (23.0%)
(\$50 to \$100]	33 (5.45%)
(\$100 to \$500]	31 (5.12%)
(\$500 to \$6,600]	10 (1.65%)
Total	605

NOTE: Includes only settlements with ascertainable value beyond merely fee, expense, and class-representative incentive awards.

SOURCES: Westlaw, PACER, district court clerks' offices.

Table 6: The Average and Median Settlement Amounts in the 2006–2007 Federal Class Action Settlements with Ascertainable Value to the Class

<i>Subject Matter</i>	<i>Average</i>	<i>Median</i>
Securities ( <i>n</i> = 257)	\$96.4	\$8.0
Labor and employment ( <i>n</i> = 88)	\$9.2	\$1.8
Consumer ( <i>n</i> = 65)	\$18.8	\$2.9
Employee benefits ( <i>n</i> = 52)	\$13.9	\$5.3
Civil rights ( <i>n</i> = 34)	\$9.7	\$2.5
Debt collection ( <i>n</i> = 40)	\$0.37	\$0.088
Antitrust ( <i>n</i> = 29)	\$60.0	\$22.0
Commercial ( <i>n</i> = 12)	\$111.7	\$7.1
Other ( <i>n</i> = 28)	\$76.6	\$6.2
All ( <i>N</i> = 605)	\$54.7	\$5.1

NOTE: Dollar amounts are in millions. Includes only settlements with ascertainable value beyond merely fee, expense, and class-representative incentive awards.

SOURCES: Westlaw, PACER, district court clerks' offices.

with an ascertainable value beyond fee, expense, and class-representative incentive awards. The average settlement over the entire two-year period for all types of cases was almost \$55 million, but the median was only \$5.1 million. (With the \$6.6 billion Enron settlement excluded, the average settlement for all ascertainable cases dropped to \$43.8 million and, for securities cases, dropped to \$71.0 million.) The average settlements varied widely by litigation area, with securities and commercial settlements at the high end of around \$100

million, but the median settlements for nearly every area were bunched around a few million dollars. It should be noted that the high average for commercial cases is largely due to one settlement above \$1 billion;<sup>56</sup> when that settlement is removed, the average for commercial cases was only \$24.2 million.

Table 6 permits comparison with the two prior empirical studies of class action settlements that sought to include nonsecurities as well as securities cases in their purview. The Eisenberg-Miller study through 2002, which included both common-fund and fee-shifting cases, found that the mean class action settlement was \$112 million and the median was \$12.9 million, both in 2006 dollars,<sup>57</sup> more than double the average and median I found for all settlements in 2006 and 2007. The Eisenberg-Miller update through 2008 included only common-fund cases and found mean and median settlements in federal court of \$115 million and \$11.7 million (both again in 2006 dollars),<sup>58</sup> respectively; this is still more than double the average and median I found. This suggests that the methodology used by the Eisenberg-Miller studies—looking at district court opinions that were published in Westlaw or Lexis—oversampled larger class actions (because opinions approving larger class actions are, presumably, more likely to be published than opinions approving smaller ones). It is also possible that the exclusion of fee-shifting cases from their data through 2008 contributed to this skew, although, given that their data through 2002 included fee-shifting cases and found an almost identical mean and median as their data through 2008, the primary explanation for the much larger mean and median in their study through 2008 is probably their reliance on published opinions. Over the same years examined by Professors Eisenberg and Miller, the Class Action Reports study found a smaller average settlement than I did (\$39.5 million in 2006 dollars), but a larger median (\$8.48 million in 2006 dollars). It is possible that the Class Action Reports methodology also oversampled larger class actions, explaining its larger median, but that there are more “mega” class actions today than there were before 2003, explaining its smaller mean.<sup>59</sup>

It is interesting to ask how significant the \$16 billion that was involved annually in these 350 or so federal class action settlements is in the grand scheme of U.S. litigation. Unfortunately, we do not know how much money is transferred every year in U.S. litigation. The only studies of which I am aware that attempt even a partial answer to this question are the estimates of how much money is transferred in the U.S. “tort” system every year by a financial services consulting firm, Tillinghast-Towers Perrin.<sup>60</sup> These studies are not directly

---

<sup>56</sup>See *Allapattah Servs. Inc. v. Exxon Corp.*, No. 91-0986 (S.D. Fla. Apr. 7, 2006) (approving \$1,075,000,000 settlement).

<sup>57</sup>See Eisenberg & Miller, *supra* note 15, at 47.

<sup>58</sup>See Eisenberg & Miller II, *supra* note 16, at 262.

<sup>59</sup>There were eight class action settlements during 2006 and 2007 of more than \$1 billion. See note 55 *supra*.

<sup>60</sup>Some commentators have been critical of Tillinghast’s reports, typically on the ground that the reports overestimate the cost of the tort system. See M. Martin Boyer, *Three Insights from the Canadian D&O Insurance Market: Inertia, Information and Insiders*, 14 *Conn. Ins. L.J.* 75, 84 (2007); John Fabian Witt, *Form and Substance in the Law of*

comparable to the class action settlement numbers because, again, the number of tort class action settlements in 2006 and 2007 was very small. Nonetheless, as the tort system no doubt constitutes a large percentage of the money transferred in all litigation, these studies provide something of a point of reference to assess the significance of class action settlements. In 2006 and 2007, Tillinghast-Towers Perrin estimated that the U.S. tort system transferred \$160 billion and \$164 billion, respectively, to claimants and their lawyers.<sup>61</sup> The total amount of money involved in the 2006 and 2007 federal class action settlements reported in Table 4 was, therefore, roughly 10 percent of the Tillinghast-Towers Perrin estimate. This suggests that in merely 350 cases every year, federal class action settlements involve the same amount of wealth as 10 percent of the entire U.S. tort system. It would seem that this is a significant amount of money for so few cases.

#### IV. ATTORNEY FEES IN FEDERAL CLASS ACTION SETTLEMENTS, 2006 AND 2007

##### A. Total Amount of Fees and Expenses

As I demonstrated in Section III, federal class action settlements involved a great deal of money in 2006 and 2007, some \$16 billion a year. A perennial concern with class action litigation is whether class action lawyers are reaping an outsized portion of this money.<sup>62</sup> The 2006–2007 federal class action data suggest that these concerns may be exaggerated. Although class counsel were awarded some \$5 billion in fees and expenses over this period, as shown in Table 7, only 13 percent of the settlement amount in 2006 and 20 percent of the amount in 2007 went to fee and expense awards.<sup>63</sup> The 2006 percentage is lower than the 2007 percentage in large part because the class action lawyers in the Enron securities settlement received less than 10 percent of the \$6.6 billion corpus. In any event, the percentages in both 2006 and 2007 are far lower than the portions of settlements that contingency-fee lawyers receive in individual litigation, which are usually at least 33 percent.<sup>64</sup> Lawyers received less than 33 percent of settlements in fees and expenses in virtually every subject area in both years.

---

Counterinsurgency Damages, 41 *Loy. L.A.L. Rev.* 1455, 1475 n.135 (2008). If these criticisms are valid, then class action settlements would appear even more significant as compared to the tort system.

<sup>61</sup>See Tillinghast-Towers Perrin, *U.S. Tort Costs: 2008 Update 5* (2008). The report calculates \$252 billion in total tort “costs” in 2007 and \$246.9 billion in 2006, *id.*, but only 65 percent of those costs represent payments made to claimants and their lawyers (the remainder represents insurance administration costs and legal costs to defendants). See Tillinghast-Towers Perrin, *U.S. Tort Costs: 2003 Update 17* (2003).

<sup>62</sup>See, e.g., Brian T. Fitzpatrick, *Do Class Action Lawyers Make Too Little?* 158 *U. Pa. L. Rev.* 2043, 2043–44 (2010).

<sup>63</sup>In some of the partial settlements, see note 29 *supra*, the district court awarded expenses for all the settlements at once and it was unclear what portion of the expenses was attributable to which settlement. In these instances, I assigned each settlement a pro rata portion of expenses. To the extent possible, all the fee and expense numbers in this article exclude any interest known to be awarded by the courts.

<sup>64</sup>See, e.g., Herbert M. Kritzer, *The Wages of Risk: The Returns of Contingency Fee Legal Practice*, 47 *DePaul L. Rev.* 267, 284–86 (1998) (reporting results of a survey of Wisconsin lawyers).

Table 7: The Total Amount of Fees and Expenses Awarded to Class Action Lawyers in Federal Class Action Settlements in 2006 and 2007

<i>Subject Matter</i>	<i>Total Fees and Expenses Awarded in Settlements (and as Percentage of Total Settlement Amounts) in Each Subject Area</i>	
	<i>2006 (n = 292)</i>	<i>2007 (n = 363)</i>
Securities	\$1,899 (11%)	\$1,467 (20%)
Labor and employment	\$75.1 (28%)	\$144.5 (26%)
Consumer	\$126.4 (24%)	\$65.3 (9%)
Employee benefits	\$57.1 (13%)	\$71.9 (26%)
Civil rights	\$31.0 (12%)	\$32.2 (39%)
Debt collection	\$2.5 (28%)	\$1.1 (19%)
Antitrust	\$274.6 (26%)	\$157.3 (24%)
Commercial	\$347.3 (29%)	\$18.2 (15%)
Other	\$119.3 (8%)	\$103.3 (17%)
Total	\$2,932 (13%)	\$2,063 (20%)

NOTE: Dollar amounts are in millions. Excludes settlements in which fees were not (or at least not yet) sought (22 settlements), settlements in which fees have not yet been awarded (two settlements), and settlements in which fees could not be ascertained due to indefinite award amounts, missing documents, or nonpublic side agreements (nine settlements).

SOURCES: Westlaw, PACER, district court clerks' offices.

It should be noted that, in some respects, the percentages in Table 7 overstate the portion of settlements that were awarded to class action attorneys because, again, many of these settlements involved indefinite cash relief or noncash relief that could not be valued.<sup>65</sup> If the value of all this relief could have been included, then the percentages in Table 7 would have been even lower. On the other hand, as noted above, not all the money defendants agree to pay in class action settlements is ultimately collected by the class.<sup>66</sup> To the extent leftover money is returned to the defendant, the percentages in Table 7 understate the portion class action lawyers received relative to their clients.

### *B. Method of Awarding Fees*

District court judges have a great deal of discretion in how they set fee awards in class action cases. Under Rule 23, federal judges are told only that the fees they award to class counsel

<sup>65</sup>Indeed, the large year-to-year variation in the percentages in labor, consumer, and employee benefits cases arose because district courts made particularly large valuations of the equitable relief in a few settlements and used the lodestar method to calculate the fees in these settlements (and thereby did not consider their large valuations in calculating the fees).

<sup>66</sup>See Hensler et al., *supra* note 7, at 427–30.

must be “reasonable.”<sup>67</sup> Courts often exercise this discretion by choosing between two approaches: the lodestar approach or the percentage-of-the-settlement approach.<sup>68</sup> The lodestar approach works much the way it does in individual litigation: the court calculates the fee based on the number of hours class counsel actually worked on the case multiplied by a reasonable hourly rate and a discretionary multiplier.<sup>69</sup> The percentage-of-the-settlement approach bases the fee on the size of the settlement rather than on the hours class counsel actually worked: the district court picks a percentage of the settlement it thinks is reasonable based on a number of factors, one of which is often the fee lodestar (sometimes referred to as a “lodestar cross-check”).<sup>70</sup> My 2006–2007 data set shows that the percentage-of-the-settlement approach has become much more common than the lodestar approach. In 69 percent of the settlements reported in Table 7, district court judges employed the percentage-of-the-settlement method with or without the lodestar cross-check. They employed the lodestar method in only 12 percent of settlements. In the other 20 percent of settlements, the court did not state the method it used or it used another method altogether.<sup>71</sup> The pure lodestar method was used most often in consumer (29 percent) and debt collection (45 percent) cases. These numbers are fairly consistent with the Eisenberg-Miller data from 2003 to 2008. They found that the lodestar method was used in only 9.6 percent of settlements.<sup>72</sup> Their number is no doubt lower than the 12 percent number found in my 2006–2007 data set because they excluded fee-shifting cases from their study.

### C. *Variation in Fees Awarded*

Not only do district courts often have discretion to choose between the lodestar method and the percentage-of-the-settlement method, but each of these methods leaves district courts with a great deal of discretion in how the method is ultimately applied. The courts

---

<sup>67</sup>Fed. R. Civ. P. 23(h).

<sup>68</sup>The discretion to pick between these methods is most pronounced in settlements where the underlying claim was not found in a statute that would shift attorney fees to the defendant. See, e.g., *In re Thirteen Appeals Arising out of San Juan DuPont Plaza Hotel Fire Litig.*, 56 F.3d 295, 307 (1st Cir. 1995) (permitting either percentage or lodestar method in common-fund cases); *Goldberger v. Integrated Res. Inc.*, 209 F.3d 43, 50 (2d Cir. 2000) (same); *Rawlings v. Prudential-Bache Props., Inc.*, 9 F.3d 513, 516 (6th Cir. 1993) (same). By contrast, courts typically used the lodestar approach in settlements arising from fee-shifting cases.

<sup>69</sup>See Eisenberg & Miller, *supra* note 15, at 31.

<sup>70</sup>*Id.* at 31–32.

<sup>71</sup>These numbers are based on the fee method described in the district court’s order awarding fees, unless the order was silent, in which case the method, if any, described in class counsel’s motion for fees (if it could be obtained) was used. If the court explicitly justified the fee award by reference to its percentage of the settlement, I counted it as the percentage method. If the court explicitly justified the award by reference to a lodestar calculation, I counted it as the lodestar method. If the court explicitly justified the award by reference to both, I counted it as the percentage method with a lodestar cross-check. If the court calculated neither a percentage nor the fee lodestar in its order, then I counted it as an “other” method.

<sup>72</sup>See Eisenberg & Miller II, *supra* note 16, at 267.

that use the percentage-of-the-settlement method usually rely on a multifactor test<sup>73</sup> and, like most multifactor tests, it can plausibly yield many results. It is true that in many of these cases, judges examine the fee percentages that other courts have awarded to guide their discretion.<sup>74</sup> In addition, the Ninth Circuit has adopted a presumption that 25 percent is the proper fee award percentage in class action cases.<sup>75</sup> Moreover, in securities cases, some courts presume that the proper fee award percentage is the one class counsel agreed to when it was hired by the large shareholder that is now usually selected as the lead plaintiff in such cases.<sup>76</sup> Nonetheless, presumptions, of course, can be overcome and, as one court has put it, “[t]here is no hard and fast rule mandating a certain percentage . . . which may reasonably be awarded as a fee because the amount of any fee must be determined upon the facts of each case.”<sup>77</sup> The court added: “[i]ndividualization in the exercise of a discretionary power [for fee awards] will alone retain equity as a living system and save it from sterility.”<sup>78</sup> It is therefore not surprising that district courts awarded fees over a broad range when they used the percentage-of-the-settlement method. Figure 4 is a graph of the distribution of fee awards as a percentage of the settlement in the 444 cases where district courts used the percentage method with or without a lodestar cross-check and the fee percentages were ascertainable. These fee awards are exclusive of awards for expenses whenever the awards could be separated by examining either the district court’s order or counsel’s motion for fees and expenses (which was 96 percent of the time). The awards ranged from 3 percent of the settlement to 47 percent of the settlement. The average award was 25.4 percent and the median was 25 percent. Most fee awards were between 25 percent and 35 percent, with almost no awards more than 35 percent. The Eisenberg-Miller study through 2008 found a slightly lower mean (24 percent) but the same median (25 percent) among its federal court settlements.<sup>79</sup>

It should be noted that in 218 of these 444 settlements (49 percent), district courts said they considered the lodestar calculation as a factor in assessing the reasonableness of the fee percentages awarded. In 204 of these settlements, the lodestar multiplier resulting

---

<sup>73</sup>The Eleventh Circuit, for example, has identified a nonexclusive list of 15 factors that district courts might consider. See *Camden I Condo. Ass’n, Inc. v. Dunkle*, 946 F.2d 768, 772 n.3, 775 (11th Cir. 1991). See also *In re Tyco Int’l, Ltd. Multidistrict Litig.*, 535 F. Supp. 2d 249, 265 (D.N.H. 2007) (five factors); *Goldberger v. Integrated Res. Inc.*, 209 F.3d 43, 50 (2d Cir. 2000) (six factors); *Gunter v. Ridgewood Energy Corp.*, 223 F.3d 190, 195 n.1 (3d Cir. 2000) (seven factors); *In re Royal Ahold N.V. Sec. & ERISA Litig.*, 461 F. Supp. 2d 383, 385 (D. Md. 2006) (13 factors); *Brown v. Phillips Petroleum Co.*, 838 F.2d 451, 454 (10th Cir. 1988) (12 factors); *In re Baan Co. Sec. Litig.*, 288 F. Supp. 2d 14, 17 (D.D.C. 2003) (seven factors).

<sup>74</sup>See Eisenberg & Miller, *supra* note 15, at 32.

<sup>75</sup>See *Staton v. Boeing Co.*, 327 F.3d 938, 968 (9th Cir. 2003).

<sup>76</sup>See, e.g., *In re Cendant Corp. Litig.*, 264 F.3d 201, 282 (3d Cir. 2001).

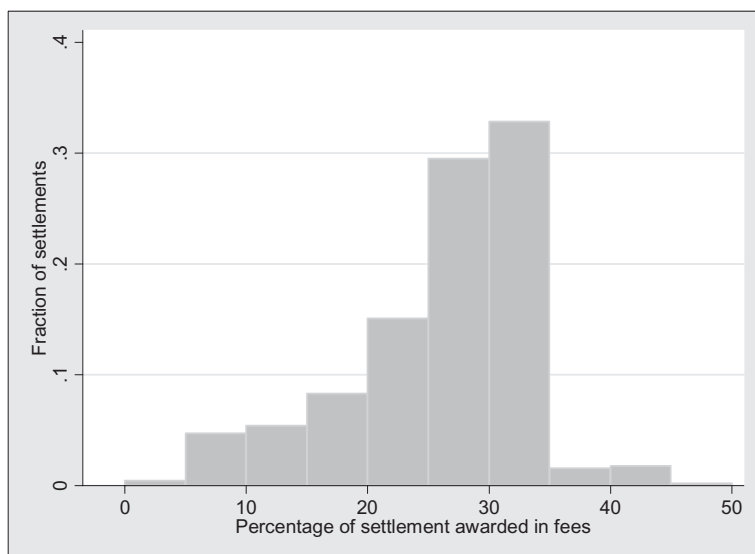
<sup>77</sup>*Camden I Condo. Ass’n*, 946 F.2d at 774.

<sup>78</sup>*Camden I Condo. Ass’n*, 946 F.2d at 774 (alterations in original and internal quotation marks omitted).

<sup>79</sup>See Eisenberg & Miller II, *supra* note 16, at 259.



Figure 4: The distribution of 2006–2007 federal class action fee awards using the percentage-of-the-settlement method with or without lodestar cross-check.



SOURCES: Westlaw, PACER, district court clerks' offices.

from the fee award could be ascertained. The lodestar multiplier in these cases ranged from 0.07 to 10.3, with a mean of 1.65 and a median of 1.34. Although there is always the possibility that class counsel are optimistic with their timesheets when they submit them for lodestar consideration, these lodestar numbers—only one multiplier above 6.0, with the bulk of the range not much above 1.0—strike me as fairly parsimonious for the risk that goes into any piece of litigation and cast doubt on the notion that the percentage-of-the-settlement method results in windfalls to class counsel.<sup>80</sup>

Table 8 shows the mean and median fee percentages awarded in each litigation subject area. The fee percentages did not appear to vary greatly across litigation subject areas, with most mean and median awards between 25 percent and 30 percent. As I report later in this section, however, after controlling for other variables, there were statistically significant differences in the fee percentages awarded in some subject areas compared to others. The mean and median percentages for securities cases were 24.7 percent and 25.0 percent, respectively; for all nonsecurities cases, the mean and median were 26.1 percent and 26.0 percent, respectively. The Eisenberg-Miller study through 2008 found mean awards ranging from 21–27 percent and medians from 19–25 percent,<sup>81</sup> a bit lower than the ranges in my

<sup>80</sup>It should be emphasized, of course, that these 204 settlements may not be representative of the settlements where the percentage-of-the-settlement method was used without the lodestar cross-check.

<sup>81</sup>See Eisenberg & Miller II, *supra* note 16, at 262.

Table 8: Fee Awards in 2006–2007 Federal Class Action Settlements Using the Percentage-of-the-Settlement Method With or Without Lodestar Cross-Check

<i>Subject Matter</i>	<i>Percentage of Settlement Awarded as Fees</i>	
	<i>Mean</i>	<i>Median</i>
Securities ( <i>n</i> = 233)	24.7	25.0
Labor and employment ( <i>n</i> = 61)	28.0	29.0
Consumer ( <i>n</i> = 39)	23.5	24.6
Employee benefits ( <i>n</i> = 37)	26.0	28.0
Civil rights ( <i>n</i> = 20)	29.0	30.3
Debt collection ( <i>n</i> = 5)	24.2	25.0
Antitrust ( <i>n</i> = 23)	25.4	25.0
Commercial ( <i>n</i> = 7)	23.3	25.0
Other ( <i>n</i> = 19)	24.9	26.0
All ( <i>N</i> = 444)	25.7	25.0

SOURCES: Westlaw, PACER, district court clerks' offices.

2006–2007 data set, which again, may be because they oversampled larger settlements (as I show below, district courts awarded smaller fee percentages in larger cases).

In light of the fact that, as I noted above, the distribution of class action settlements among the geographic circuits does not track their civil litigation dockets generally, it is interesting to ask whether one reason for the pattern in class action cases is that circuits oversubscribed with class actions award higher fee percentages. Although this question will be taken up with more sophistication in the regression analysis below, it is worth describing here the mean and median fee percentages in each of the circuits. Those data are presented in Table 9. Contrary to the hypothesis set forth in Section III, two of the circuits most oversubscribed with class actions, the Second and the Ninth, were the only circuits in which the mean fee awards were *under* 25 percent. As I explain below, these differences are statistically significant and remain so after controlling for other variables.

The lodestar method likewise permits district courts to exercise a great deal of leeway through the application of the discretionary multiplier. Figure 5 shows the distribution of lodestar multipliers in the 71 settlements in which district courts used the lodestar method and the multiplier could be ascertained. The average multiplier was 0.98 and the median was 0.92, which suggest that courts were not terribly prone to exercise their discretion to deviate from the amount of money encompassed in the lodestar calculation. These 71

Table 9: Fee Awards in 2006–2007 Federal Class Action Settlements Using the Percentage-of-the-Settlement Method With or Without Lodestar Cross-Check

<i>Circuit</i>	<i>Percentage of Settlement Awarded as Fees</i>	
	<i>Mean</i>	<i>Median</i>
First ( <i>n</i> = 27)	27.0	25.0
Second ( <i>n</i> = 72)	23.8	24.5
Third ( <i>n</i> = 50)	25.4	29.3
Fourth ( <i>n</i> = 19)	25.2	28.0
Fifth ( <i>n</i> = 27)	26.4	29.0
Sixth ( <i>n</i> = 25)	26.1	28.0
Seventh ( <i>n</i> = 39)	27.4	29.0
Eighth ( <i>n</i> = 15)	26.1	30.0
Ninth ( <i>n</i> = 111)	23.9	25.0
Tenth ( <i>n</i> = 18)	25.3	25.5
Eleventh ( <i>n</i> = 35)	28.1	30.0
DC ( <i>n</i> = 6)	26.9	26.0

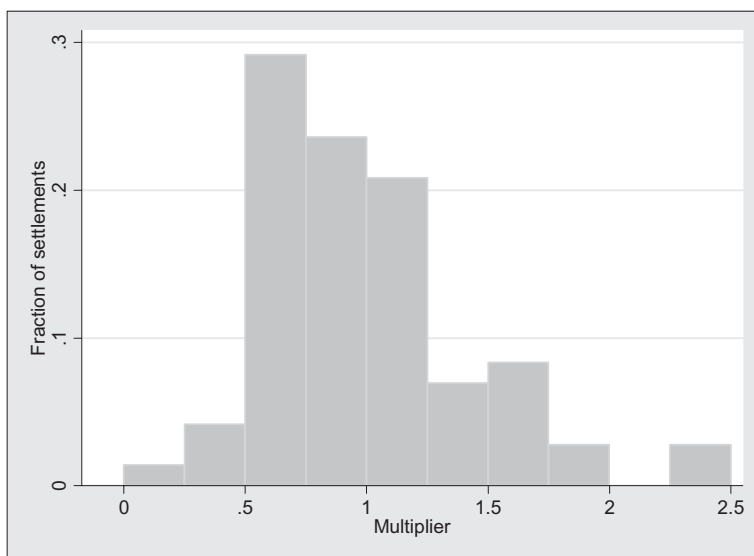
SOURCES: Westlaw, PACER, district court clerks' offices.

settlements were heavily concentrated within the consumer (median multiplier 1.13) and debt collection (0.66) subject areas. If cases in which district courts used the percentage-of-the-settlement method with a lodestar cross-check are combined with the lodestar cases, the average and median multipliers (in the 263 cases where the multipliers were ascertainable) were 1.45 and 1.19, respectively. Again—putting to one side the possibility that class counsel are optimistic with their timesheets—these multipliers appear fairly modest in light of the risk involved in any piece of litigation.

#### *D. Factors Influencing Percentage Awards*

Whether district courts are exercising their discretion over fee awards wisely is an important public policy question given the amount of money at stake in class action settlements. As shown above, district court judges awarded class action lawyers nearly \$5 billion in fees and expenses in 2006–2007. Based on the comparison to the tort system set forth in Section III, it is not difficult to surmise that in the 350 or so settlements every year, district court judges

Figure 5: The distribution of lodestar multipliers in 2006–2007 federal class action fee awards using the lodestar method.



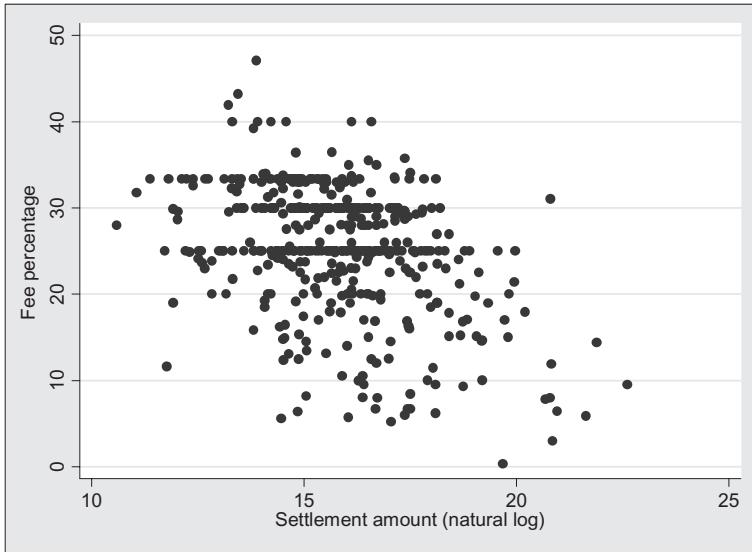
SOURCES: Westlaw, PACER, district court clerks' offices.

are awarding a significant portion of all the annual compensation received by contingency-fee lawyers in the United States. Moreover, contingency fees are arguably the engine that drives much of the noncriminal regulation in the United States; unlike many other nations, we regulate largely through the ex post, decentralized device of litigation.<sup>82</sup> To the extent district courts could have exercised their discretion to award billions more or billions less to class action lawyers, district courts have been delegated a great deal of leeway over a big chunk of our regulatory horsepower. It is therefore worth examining how district courts exercise their discretion over fees. This examination is particularly important in cases where district courts use the percentage-of-the-settlement method to award fees: not only do such cases comprise the vast majority of settlements, but they comprise the vast majority of the money awarded as fees. As such, the analysis that follows will be confined to the 444 settlements where the district courts used the percentage-of-the-settlement method.

As I noted, prior empirical studies have shown that fee percentages are strongly and inversely related to the size of the settlement both in securities fraud and other cases. As shown in Figure 6, the 2006–2007 data are consistent with prior studies. Regression analysis, set forth in more detail below, confirms that after controlling for other variables, fee percentage is strongly and inversely associated with settlement size among all cases, among securities cases, and among all nonsecurities cases.

<sup>82</sup>See, e.g., Samuel Issacharoff, *Regulating after the Fact*, 56 DePaul L. Rev. 375, 377 (2007).

*Figure 6:* Fee awards as a function of settlement size in 2006–2007 class action cases using the percentage-of-the-settlement method with or without lodestar cross-check.



SOURCES: Westlaw, PACER, district court clerks' offices.

As noted above, courts often look to fee percentages in other cases as one factor they consider in deciding what percentage to award in a settlement at hand. In light of this practice, and in light of the fact that the size of the settlement has such a strong relationship to fee percentages, scholars have tried to help guide the practice by reporting the distribution of fee percentages across different settlement sizes.<sup>83</sup> In Table 10, I follow the Eisenberg-Miller studies and attempt to contribute to this guidance by setting forth the mean and median fee percentages, as well as the standard deviation, for each decile of the 2006–2007 settlements in which courts used the percentage-of-the-settlement method to award fees. The mean percentages ranged from over 28 percent in the first decile to less than 19 percent in the last decile.

It should be noted that the last decile in Table 10 covers an especially wide range of settlements, those from \$72.5 million to the Enron settlement of \$6.6 billion. To give more meaningful data to courts that must award fees in the largest settlements, Table 11 shows the last decile broken into additional cut points. When both Tables 10 and 11 are examined together, it appears that fee percentages tended to drift lower at a fairly slow pace until a settlement size of \$100 million was reached, at which point the fee percentages plunged well below 20 percent, and by the time \$500 million was reached, they plunged well below 15 percent, with most awards at that level under even 10 percent.

<sup>83</sup>See Eisenberg & Miller II, *supra* note 16, at 265.

Table 10: Mean, Median, and Standard Deviation of Fee Awards by Settlement Size in 2006–2007 Federal Class Action Settlements Using the Percentage-of-the-Settlement Method With or Without Lodestar Cross-Check

<i>Settlement Size (in Millions)</i>	<i>Mean</i>	<i>Median</i>	<i>SD</i>
[\$0 to \$0.75] ( <i>n</i> = 45)	28.8%	29.6%	6.1%
(\$0.75 to \$1.75] ( <i>n</i> = 44)	28.7%	30.0%	6.2%
(\$1.75 to \$2.85] ( <i>n</i> = 45)	26.5%	29.3%	7.9%
(\$2.85 to \$4.45] ( <i>n</i> = 45)	26.0%	27.5%	6.3%
(\$4.45 to \$7.0] ( <i>n</i> = 44)	27.4%	29.7%	5.1%
(\$7.0 to \$10.0] ( <i>n</i> = 43)	26.4%	28.0%	6.6%
(\$10.0 to \$15.2] ( <i>n</i> = 45)	24.8%	25.0%	6.4%
(\$15.2 to \$30.0] ( <i>n</i> = 46)	24.4%	25.0%	7.5%
(\$30.0 to \$72.5] ( <i>n</i> = 42)	22.3%	24.9%	8.4%
(\$72.5 to \$6,600] ( <i>n</i> = 45)	18.4%	19.0%	7.9%

SOURCES: Westlaw, PACER, district court clerks' offices.

Table 11: Mean, Median, and Standard Deviation of Fee Awards of the Largest 2006–2007 Federal Class Action Settlements Using the Percentage-of-the-Settlement Method With or Without Lodestar Cross-Check

<i>Settlement Size (in Millions)</i>	<i>Mean</i>	<i>Median</i>	<i>SD</i>
(\$72.5 to \$100] ( <i>n</i> = 12)	23.7%	24.3%	5.3%
(\$100 to \$250] ( <i>n</i> = 14)	17.9%	16.9%	5.2%
(\$250 to \$500] ( <i>n</i> = 8)	17.8%	19.5%	7.9%
(\$500 to \$1,000] ( <i>n</i> = 2)	12.9%	12.9%	7.2%
(\$1,000 to \$6,600] ( <i>n</i> = 9)	13.7%	9.5%	11%

SOURCES: Westlaw, PACER, district court clerks' offices.

Prior empirical studies have not examined whether fee awards are associated with the political affiliation of the district court judges making the awards. This is surprising because realist theories of judicial behavior would predict that political affiliation would influence fee decisions.<sup>84</sup> It is true that as a general matter, political affiliation may influence district court judges to a lesser degree than it does appellate judges (who have been the focus of most of the prior empirical studies of realist theories): district court judges decide more routine cases and are subject to greater oversight on appeal than appellate judges. On the other hand, class action settlements are a bit different in these regards than many other decisions made by district court judges. To begin with, class action settlements are almost never appealed, and when they are, the appeals are usually settled before the appellate court hears the case.<sup>85</sup> Thus, district courts have much less reason to worry about the constraint of appellate review in fashioning fee awards. Moreover, one would think the potential for political affiliation to influence judicial decision making is greatest when legal sources lead to indeterminate outcomes and when judicial decisions touch on matters that are salient in national politics. (The more salient a matter is, the more likely presidents will select judges with views on the matter and the more likely those views will diverge between Republicans and Democrats.) Fee award decisions would seem to satisfy both these criteria. The law of fee awards, as explained above, is highly discretionary, and fee award decisions are wrapped up in highly salient political issues such as tort reform and the relative power of plaintiffs' lawyers and corporations. I would expect to find that judges appointed by Democratic presidents awarded higher fees in the 2006–2007 settlements than did judges appointed by Republican presidents.

The data, however, do not appear to bear this out. Of the 444 fee awards using the percentage-of-the-settlement approach, 52 percent were approved by Republican appointees, 45 percent were approved by Democratic appointees, and 4 percent were approved by non-Article III judges (usually magistrate judges). The mean fee percentage approved by Republican appointees (25.6 percent) was slightly *greater* than the mean approved by Democratic appointees (24.9 percent). The medians (25 percent) were the same.

To examine whether the realist hypothesis fared better after controlling for other variables, I performed regression analysis of the fee percentage data for the 427 settlements approved by Article III judges. I used ordinary least squares regression with the dependent variable the percentage of the settlement that was awarded in fees.<sup>86</sup> The independent

---

<sup>84</sup>See generally C.K. Rowland & Robert A. Carp, *Politics and Judgment in Federal District Courts* (1996). See also Max M. Schanzenbach & Emerson H. Tiller, *Reviewing the Sentencing Guidelines: Judicial Politics, Empirical Evidence, and Reform*, 75 U. Chi. L. Rev. 715, 724–25 (2008).

<sup>85</sup>See Brian T. Fitzpatrick, *The End of Objector Blackmail?* 62 Vand. L. Rev. 1623, 1640, 1634–38 (2009) (finding that less than 10 percent of class action settlements approved by federal courts in 2006 were appealed by class members).

<sup>86</sup>Professors Eisenberg and Miller used a square root transformation of the fee percentages in some of their regressions. I ran all the regressions using this transformation as well and it did not appreciably change the results. I also ran the regressions using a natural log transformation of fee percentage and with the dependent variable natural log of the fee amount (as opposed to the fee percentage). None of these models changed the results

variables were the natural log of the amount of the settlement, the natural log of the age of the case (in days), indicator variables for whether the class was certified as a settlement class, for litigation subject areas, and for circuits, as well as indicator variables for whether the judge was appointed by a Republican or Democratic president and for the judge's race and gender.<sup>87</sup>

The results for five regressions are in Table 12. In the first regression (Column 1), only the settlement amount, case age, and judge's political affiliation, gender, and race were included as independent variables. In the second regression (Column 2), all the independent variables were included. In the third regression (Column 3), only securities cases were analyzed, and in the fourth regression (Column 4), only nonsecurities cases were analyzed.

In none of these regressions was the political affiliation of the district court judge associated with fee percentage in a statistically significant manner.<sup>88</sup> One possible explanation for the lack of evidence for the realist hypothesis is that district court judges elevate other preferences above their political and ideological ones. For example, district courts of both political stripes may succumb to docket-clearing pressures and largely rubber stamp whatever fee is requested by class counsel; after all, these requests are rarely challenged by defendants. Moreover, if judges award class counsel whatever they request, class counsel will not appeal and, given that, as noted above, class members rarely appeal settlements (and when they do, often settle them before the appeal is heard),<sup>89</sup> judges can thereby virtually guarantee there will be no appellate review of their settlement decisions. Indeed, scholars have found that in the vast majority of cases, the fees ultimately awarded by federal judges are little different than those sought by class counsel.<sup>90</sup>

Another explanation for the lack of evidence for the realist hypothesis is that my data set includes both unpublished as well as published decisions. It is thought that realist theories of judicial behavior lose force in unpublished judicial decisions. This is the case because the kinds of questions for which realist theories would predict that judges have the most room to let their ideologies run are questions for which the law is ambiguous; it is

---

appreciably. The regressions were also run with and without the 2006 Enron settlement because it was such an outlier (\$6.6 billion); the case did not change the regression results appreciably. For every regression, the data and residuals were inspected to confirm the standard assumptions of linearity, homoscedasticity, and the normal distribution of errors.

<sup>87</sup>Prior studies of judicial behavior have found that the race and sex of the judge can be associated with his or her decisions. See, e.g., Adam B. Cox & Thomas J. Miles, *Judging the Voting Rights Act*, 108 *Colum. L. Rev.* 1 (2008); Donald R. Songer et al., *A Reappraisal of Diversification in the Federal Courts: Gender Effects in the Courts of Appeals*, 56 *J. Pol.* 425 (1994).

<sup>88</sup>Although these coefficients are not reported in Table 8, the gender of the district court judge was never statistically significant. The race of the judge was only occasionally significant.

<sup>89</sup>See Fitzpatrick, *supra* note 85, at 1640.

<sup>90</sup>See Eisenberg & Miller II, *supra* note 16, at 270 (finding that state and federal judges awarded the fees requested by class counsel in 72.5 percent of settlements); Eisenberg, Miller & Perino, *supra* note 9, at 22 ("judges take a light touch when it comes to reviewing fee requests").



Table 12: Regression of Fee Percentages in 2006–2007 Settlements Using Percentage-of-the-Settlement Method With or Without Lodestar Cross-Check

<i>Independent Variable</i>	<i>Regression Coefficients (and Robust t Statistics)</i>				
	<i>1</i>	<i>2</i>	<i>3</i>	<i>4</i>	<i>5</i>
Settlement amount (natural log)	-1.77 (-5.43)**	-1.76 (-8.52)**	-1.76 (-7.16)**	-1.41 (-4.00)**	-1.78 (-8.67)**
Age of case (natural log days)	1.66 (2.31)**	1.99 (2.71)**	1.13 (1.21)	1.72 (1.47)	2.00 (2.69)**
Judge's political affiliation (1 = Democrat)	-0.630 (-0.83)	-0.345 (-0.49)	0.657 (0.76)	-1.43 (-1.20)	-0.232 (-0.34)
Settlement class		0.150 (0.19)	0.873 (0.84)	-1.62 (-1.00)	0.124 (0.15)
1st Circuit		3.30 (2.74)**	4.41 (3.32)**	0.031 (0.01)	0.579 (0.51)
2d Circuit		0.513 (0.44)	-0.813 (-0.61)	2.93 (1.14)	-2.23 (-1.98)**
3d Circuit		2.25 (1.99)**	4.00 (3.85)**	-1.11 (-0.50)	—
4th Circuit		2.34 (1.22)	0.544 (0.19)	3.81 (1.35)	—
5th Circuit		2.98 (1.90)*	1.09 (0.65)	6.11 (1.97)**	0.230 (0.15)
6th Circuit		2.91 (2.28)**	0.838 (0.57)	4.41 (2.15)**	—
7th Circuit		2.55 (2.23)**	3.22 (2.36)**	2.90 (1.46)	-0.227 (-0.20)
8th Circuit		2.12 (0.97)	-0.759 (-0.24)	3.73 (1.19)	-0.586 (-0.28)
9th Circuit		—	—	—	-2.73 (-3.44)**
10th Circuit		1.45 (0.94)	-0.254 (-0.13)	3.16 (1.29)	—
11th Circuit		4.05 (3.44)**	3.85 (3.07)**	4.14 (1.88)*	—
DC Circuit		2.76 (1.10)	2.60 (0.80)	2.41 (0.64)	—
Securities case		—	—	—	—
Labor and employment case		2.93 (3.00)**	—	—	2.85 (2.94)**
Consumer case		-1.65 (-0.88)	—	-4.39 (-2.20)**	-1.62 (-0.88)
Employee benefits case		-0.306 (-0.23)	—	-4.23 (-2.55)**	-0.325 (-0.26)
Civil rights case		1.85 (0.99)	—	-2.05 (-0.97)	1.76 (0.95)
Debt collection case		-4.93 (-1.71)*	—	-7.93 (-2.49)**	-5.04 (-1.75)*
Antitrust case		3.06 (2.11)**	—	0.937 (0.47)	2.78 (1.98)**

Table 12 *Continued*

Independent Variable	Regression Coefficients (and Robust t Statistics)				
	1	2	3	4	5
Commercial case		-0.028 (-0.01)		-2.65 (-0.73)	0.178 (0.05)
Other case		-0.340 (-0.17)		-3.73 (-1.65)	-0.221 (-0.11)
Constant	42.1 (7.29)**	37.2 (6.08)**	43.0 (6.72)**	38.2 (4.14)**	40.1 (7.62)**
N	427	427	232	195	427
R <sup>2</sup>	.20	.26	.37	.26	.26
Root MSE	6.59	6.50	5.63	7.24	6.48

NOTE: \*\*significant at the 5 percent level; \*significant at the 10 percent level. Standard errors in Column 1 were clustered by circuit. Indicator variables for race and gender were included in each regression but not reported.

SOURCES: Westlaw, PACER, district court clerks' offices, Federal Judicial Center.

thought that these kinds of questions are more often answered in published opinions.<sup>91</sup> Indeed, most of the studies finding an association between ideological beliefs and case outcomes were based on data sets that included only published opinions.<sup>92</sup> On the other hand, there is a small but growing number of studies that examine unpublished opinions as well, and some of these studies have shown that ideological effects persisted.<sup>93</sup> Nonetheless, in light of the discretion that judges exercise with respect to fee award decisions, it hard to characterize *any* decision in this area as “unambiguous.” Thus, even when unpublished, I would have expected the fee award decisions to exhibit an association with ideological beliefs. Thus, I am more persuaded by the explanation suggesting that judges are more concerned with clearing their dockets or insulating their decisions from appeal in these cases than with furthering their ideological beliefs.

In all the regressions, the size of the settlement was strongly and inversely associated with fee percentages. Whether the case was certified as a settlement class was not associated

<sup>91</sup>See, e.g., Ahmed E. Taha, Data and Selection Bias: A Case Study, 75 UMKC L. Rev. 171, 179 (2006).

<sup>92</sup>Id. at 178–79.

<sup>93</sup>See, e.g., David S. Law, Strategic Judicial Lawmaking: Ideology, Publication, and Asylum Law in the Ninth Circuit, 73 U. Cin. L. Rev. 817, 843 (2005); Deborah Jones Merritt & James J. Brudney, Stalking Secret Law: What Predicts Publication in the United States Courts of Appeals, 54 Vand. L. Rev. 71, 109 (2001); Donald R. Songer, Criteria for Publication of Opinions in the U.S. Courts of Appeals: Formal Rules Versus Empirical Reality, 73 Judicature 307, 312 (1990). At the trial court level, however, the studies of civil cases have found no ideological effects. See Laura Beth Nielsen, Robert L. Nelson & Ryon Lancaster, Individual Justice or Collective Legal Mobilization? Employment Discrimination Litigation in the Post Civil Rights United States, 7 J. Empirical Legal Stud. 175, 192–93 (2010); Denise M. Keele et al., An Analysis of Ideological Effects in Published Versus Unpublished Judicial Opinions, 6 J. Empirical Legal Stud. 213, 230 (2009); Orley Ashenfelter, Theodore Eisenberg & Stewart J. Schwab, Politics and the Judiciary: The Influence of Judicial Background on Case Outcomes, 24 J. Legal Stud. 257, 276–77 (1995). With respect to criminal cases, there is at least one study at the trial court level that has found ideological effects. See Schanzenbach & Tiller, *supra* note 81, at 734.

with fee percentages in any of the regressions. The age of the case at settlement was associated with fee percentages in the first two regressions, and when the settlement class variable was removed in regressions 3 and 4, the age variable became positively associated with fee percentages in nonsecurities cases but remained insignificant in securities cases. Professors Eisenberg and Miller likewise found that the age of the case at settlement was positively associated with fee percentages in their 1993–2002 data set,<sup>94</sup> and that settlement classes were not associated with fee percentages in their 2003–2008 data set.<sup>95</sup>

Although the structure of these regressions did not permit extensive comparisons of fee awards across different litigation subject areas, fee percentages appeared to vary somewhat depending on the type of case that settled. Securities cases were used as the baseline litigation subject area in the second and fifth regressions, permitting a comparison of fee awards in each nonsecurities area with the awards in securities cases. These regressions show that awards in a few areas, including labor/employment and antitrust, were more lucrative than those in securities cases. In the fourth regression, which included only nonsecurities cases, labor and employment cases were used as the baseline litigation subject area, permitting comparison between fee percentages in that area and the other nonsecurities areas. This regression shows that fee percentages in several areas, including consumer and employee benefits cases, were lower than the percentages in labor and employment cases.

In the fifth regression (Column 5 of Table 12), I attempted to discern whether the circuits identified in Section III as those with the most overrepresented (the First, Second, Seventh, and Ninth) and underrepresented (the Fifth and Eighth) class action dockets awarded attorney fees differently than the other circuits. That is, perhaps district court judges in the First, Second, Seventh, and Ninth Circuits award greater percentages of class action settlements as fees than do the other circuits, whereas district court judges in the Fifth and Eighth Circuits award smaller percentages. To test this hypothesis, in the fifth regression, I included indicator variables only for the six circuits with unusual dockets to measure their fee awards against the other six circuits combined. The regression showed statistically significant association with fee percentages for only two of the six unusual circuits: the Second and Ninth Circuits. In both cases, however, the direction of the association (i.e., the Second and Ninth Circuits awarded *smaller* fees than the baseline circuits) was opposite the hypothesized direction.<sup>96</sup>

---

<sup>94</sup>See Eisenberg & Miller, *supra* note 15, at 61.

<sup>95</sup>See Eisenberg & Miller II, *supra* note 16, at 266.

<sup>96</sup>This relationship persisted when the regressions were rerun among the securities and nonsecurities cases separately. I do not report these results, but, even though the First, Second, and Ninth Circuits were oversubscribed with securities class action settlements and the Fifth, Sixth, and Eighth were undersubscribed, there was no association between fee percentages and any of these unusual circuits except, again, the inverse association with the Second and Ninth Circuits. In nonsecurities cases, even though the Seventh and Ninth Circuits were oversubscribed and the Fifth and the Eighth undersubscribed, there was no association between fee percentages and any of these unusual circuits except again for the inverse association with the Ninth Circuit.

The lack of the expected association with the unusual circuits might be explained by the fact that class action lawyers forum shop along dimensions other than their potential fee awards; they might, for example, put more emphasis on favorable class-certification law because there can be no fee award if the class is not certified. As noted above, it might also be the case that class action lawyers are unable to engage in forum shopping at all because defendants are able to transfer venue to the district in which they are headquartered or another district with a significant connection to the litigation.

It is unclear why the Second and Ninth Circuits were associated with lower fee awards despite their heavy class action dockets. Indeed, it should be noted that the Ninth Circuit was the baseline circuit in the second, third, and fourth regressions and, in all these regressions, district courts in the Ninth Circuit awarded smaller fees than courts in many of the other circuits. The lower fees in the Ninth Circuit may be attributable to the fact that it has adopted a presumption that the proper fee to be awarded in a class action settlement is 25 percent of the settlement.<sup>97</sup> This presumption may make it more difficult for district court judges to award larger fee percentages. The lower awards in the Second Circuit are more difficult to explain, but it should be noted that the difference between the Second Circuit and the baseline circuits went away when the fifth regression was rerun with only nonsecurities cases.<sup>98</sup> This suggests that the awards in the Second Circuit may be lower *only* in securities cases. In any event, it should be noted that the lower fee awards from the Second and Ninth Circuits contrast with the findings in the Eisenberg-Miller studies, which found no intercircuit differences in fee awards in common-fund cases in their data through 2008.<sup>99</sup>

## V. CONCLUSION

This article has attempted to fill some of the gaps in our knowledge about class action litigation by reporting the results of an empirical study that attempted to collect all class action settlements approved by federal judges in 2006 and 2007. District court judges approved 688 class action settlements over this two-year period, involving more than \$33 billion. Of this \$33 billion, nearly \$5 billion was awarded to class action lawyers, or about 15 percent of the total. District courts typically awarded fees using the highly discretionary percentage-of-the-settlement method, and fee awards varied over a wide range under this method, with a mean and median around 25 percent. Fee awards using this method were strongly and inversely associated with the size of the settlement. Fee percentages were positively associated with the age of the case at settlement. Fee percentages were not associated with whether the class action was certified as a settlement class or with the

---

<sup>97</sup>See note 75 *supra*. It should be noted that none of the results from the previous regressions were affected when the Ninth Circuit settlements were excluded from the data.

<sup>98</sup>The Ninth Circuit's differences persisted.

<sup>99</sup>See Eisenberg & Miller II, *supra* note 16, at 260.

846 *Fitzpatrick*

political affiliation of the judge who made the award. Finally, there appeared to be some variation in fee percentages depending on subject matter of the litigation and the geographic circuit in which the district court was located. Fee percentages in securities cases were lower than the percentages in some but not all of the other litigation areas, and district courts in the Ninth Circuit and in the Second Circuit (in securities cases) awarded lower fee percentages than district courts in several other circuits. The lower awards in the Ninth Circuit may be attributable to the fact that it is the only circuit that has adopted a presumptive fee percentage of 25 percent.

# EXHIBIT 3

Documents reviewed:

- Memorandum Opinion (document 25, filed 12/5/16)
- Memorandum Opinion (document 33, filed 1/24/17)
- Memorandum Opinion (document 89, filed 3/31/18)
- Opinion, No. 19-1081 (Fed. Cir., Aug. 6, 2020)
- Plaintiffs' Revised Motion for Preliminary Approval of Class Settlement (document 148, filed 4/12/23)
- Revised Declaration of Deepak Gupta (document 149, filed 4/12/23), including Exhibit A ("Settlement Agreement")
- Order Granting Plaintiffs' Revised Motion for Preliminary Approval of Class Settlement (document 153, filed 5/8/23)